

Machine Intelligence and Data Science (MIND)

How to create your own study plan and register for courses



Get started with Sisu

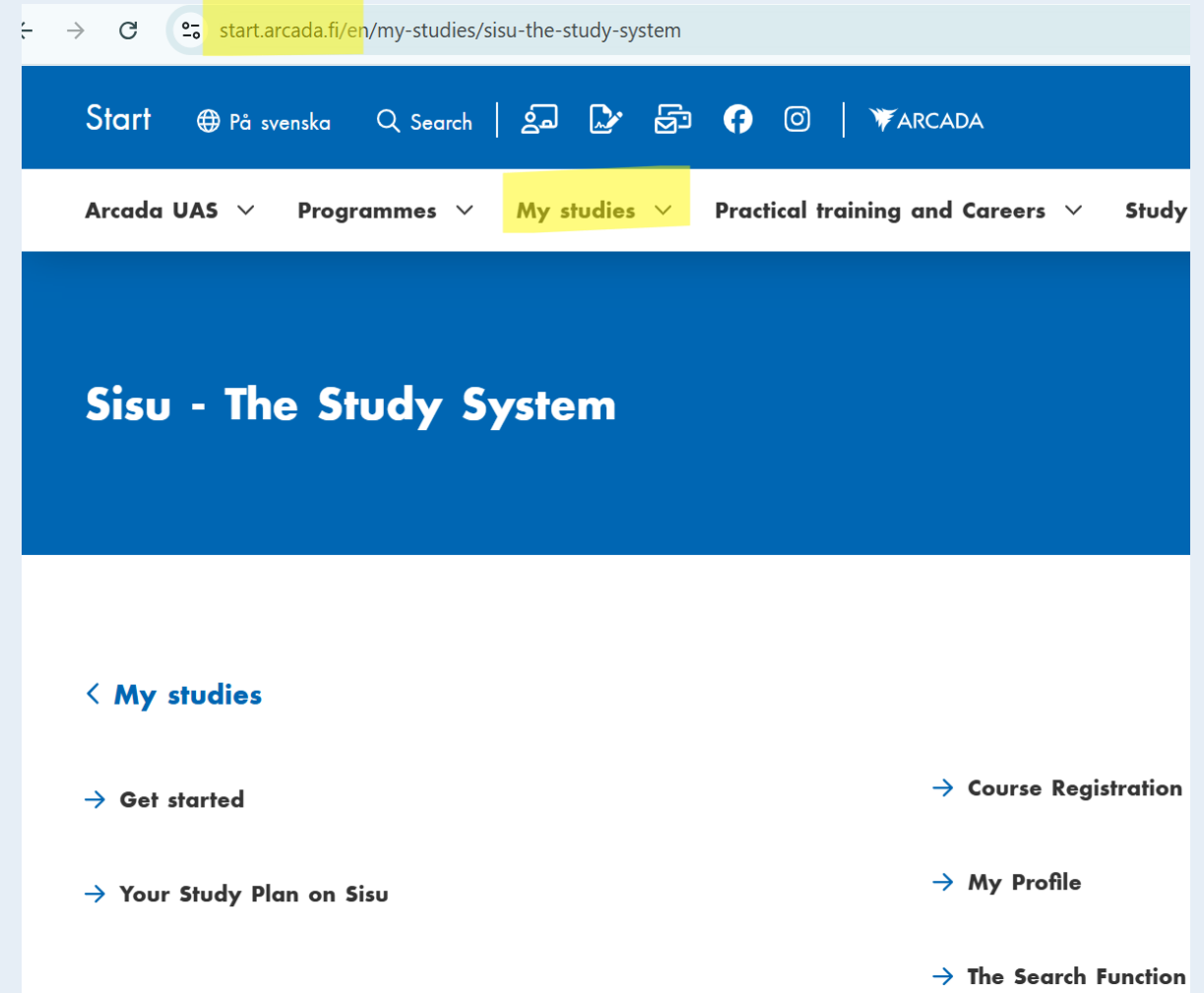
- Check your personal information
- Create a study plan
- Select your timing template
- Enroll to courses

Information on start.arcada.fi

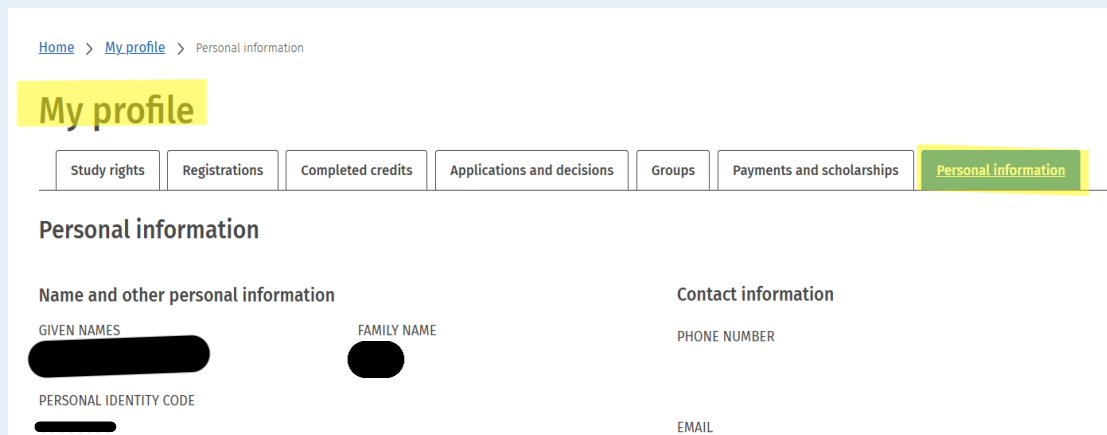
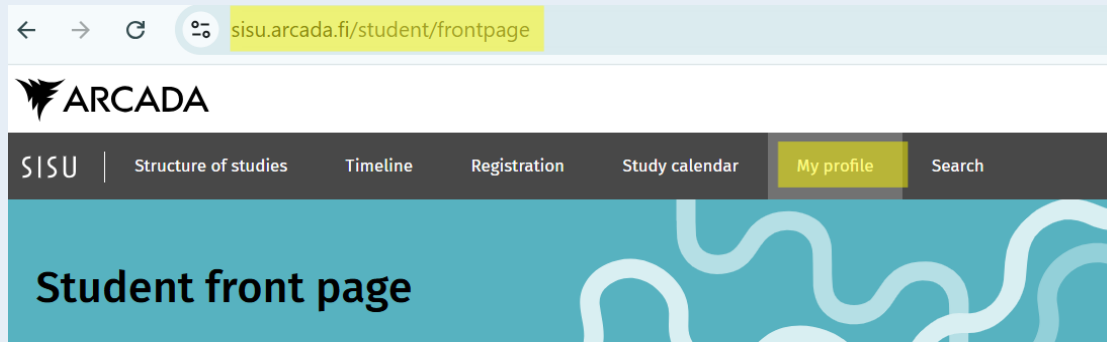
- All information you need for your studies can be found in Start, but the most central features are listed in this presentation.

For more instructions, go to:
Start -> My studies ->
Sisu – the study system

<https://start.arcada.fi/en/my-studies/sisu-the-study-system>



Check your personal information

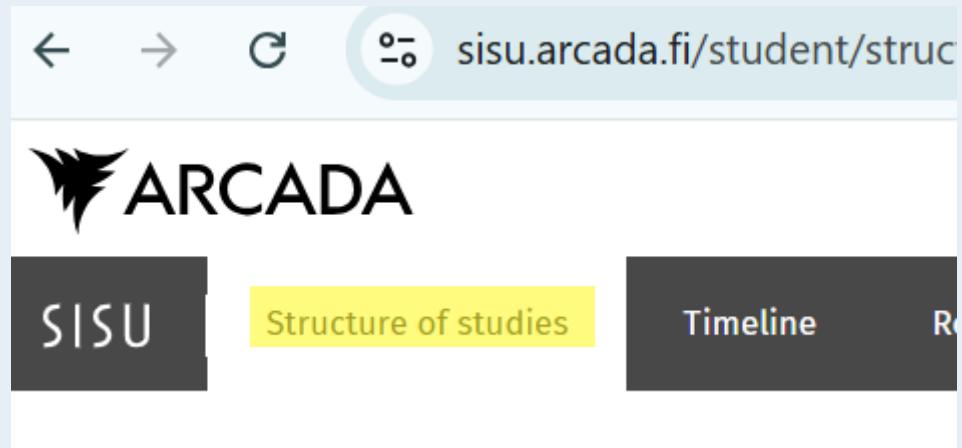


- Go to sisu.arcada.fi
on the frontpage you can see different tabs, go to **My profile**

under My profile you have different tabs again, go to **Personal information**
check that all is correct

Create a study plan – Full-time

- Go to sisu.arcada.fi
on the frontpage you can see different tabs, go to **Structure of studies**
- Let Sisu create a new study plan for you, you can keep the name Sisu suggests, or rename it, it is up to you



Create a new study plan

My educations All educations

SELECT EDUCATION

EDU-MIND Machine Intelligence and Data Science (Master, fu

LEARNING OPPORTUNITY

MIND

CURRICULUM PERIOD

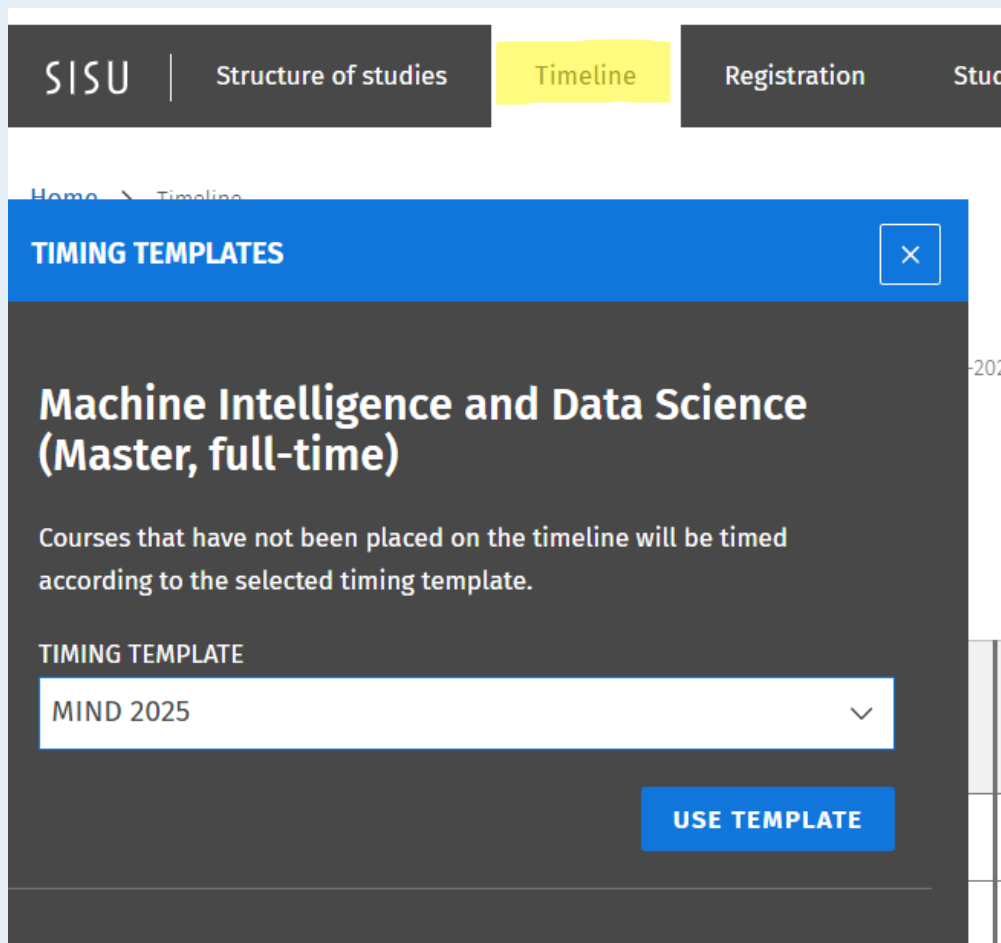
Arcada curriculum period 2025-2026

* NAME

My study plan 27.08.2025

CANCEL CREATE A PLAN

Select your timing template



SISU | Structure of studies | **Timeline** | Registration | Stud

Home > Timeline

TIMING TEMPLATES [X]

**Machine Intelligence and Data Science
(Master, full-time)**

Courses that have not been placed on the timeline will be timed according to the selected timing template.

TIMING TEMPLATE

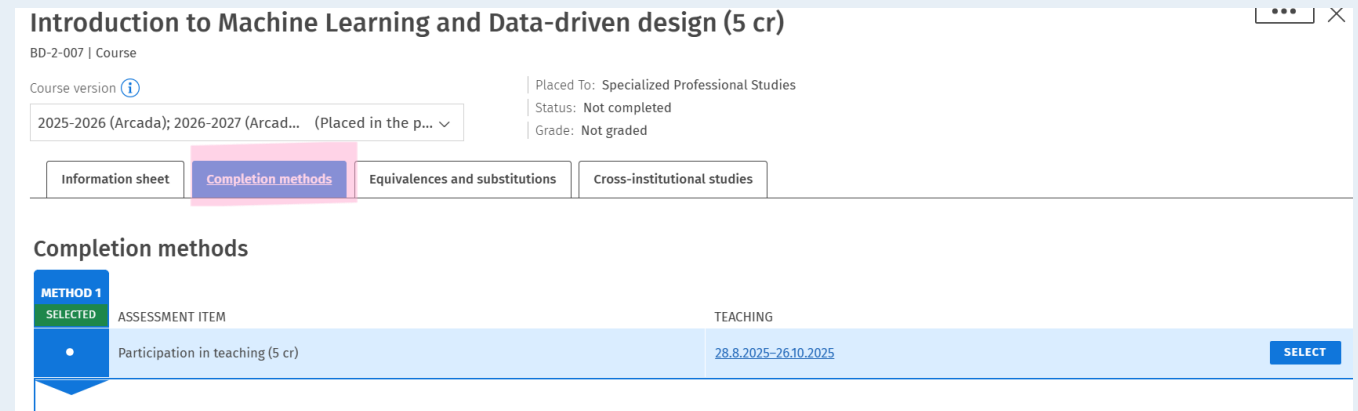
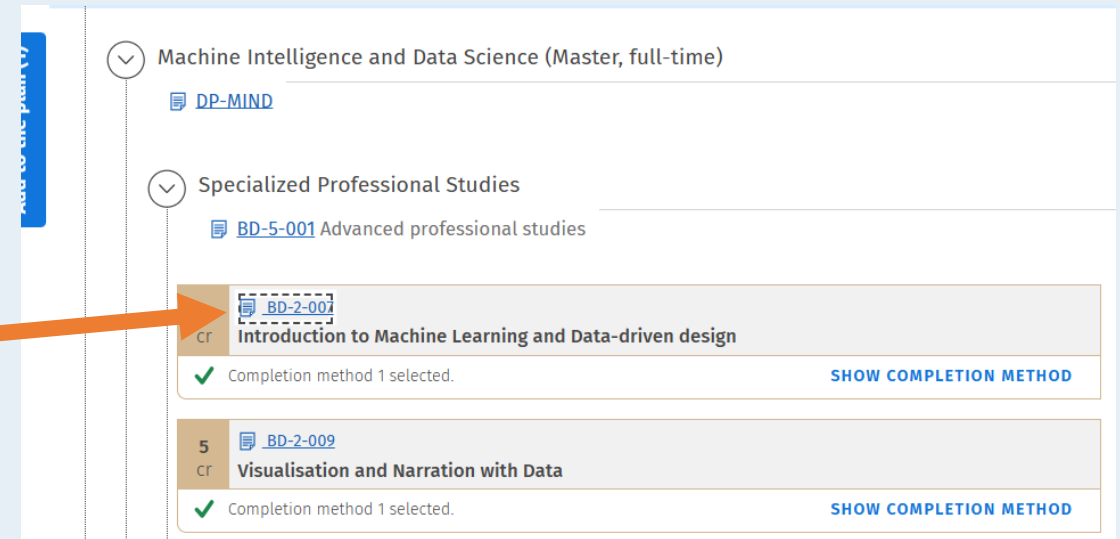
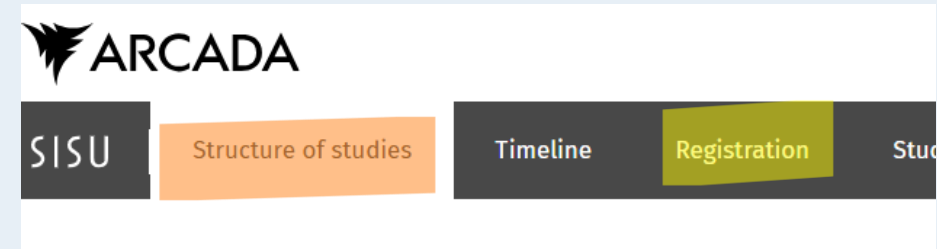
MIND 2025 [v]

USE TEMPLATE

- Go to sisu.arcada.fi
on the frontpage you can see different tabs, go to **Timeline**
- Select **MIND 2025**
and click **USE TEMPLATE**
- Now all **courses belonging to your study plan** are placed according to how they are scheduled

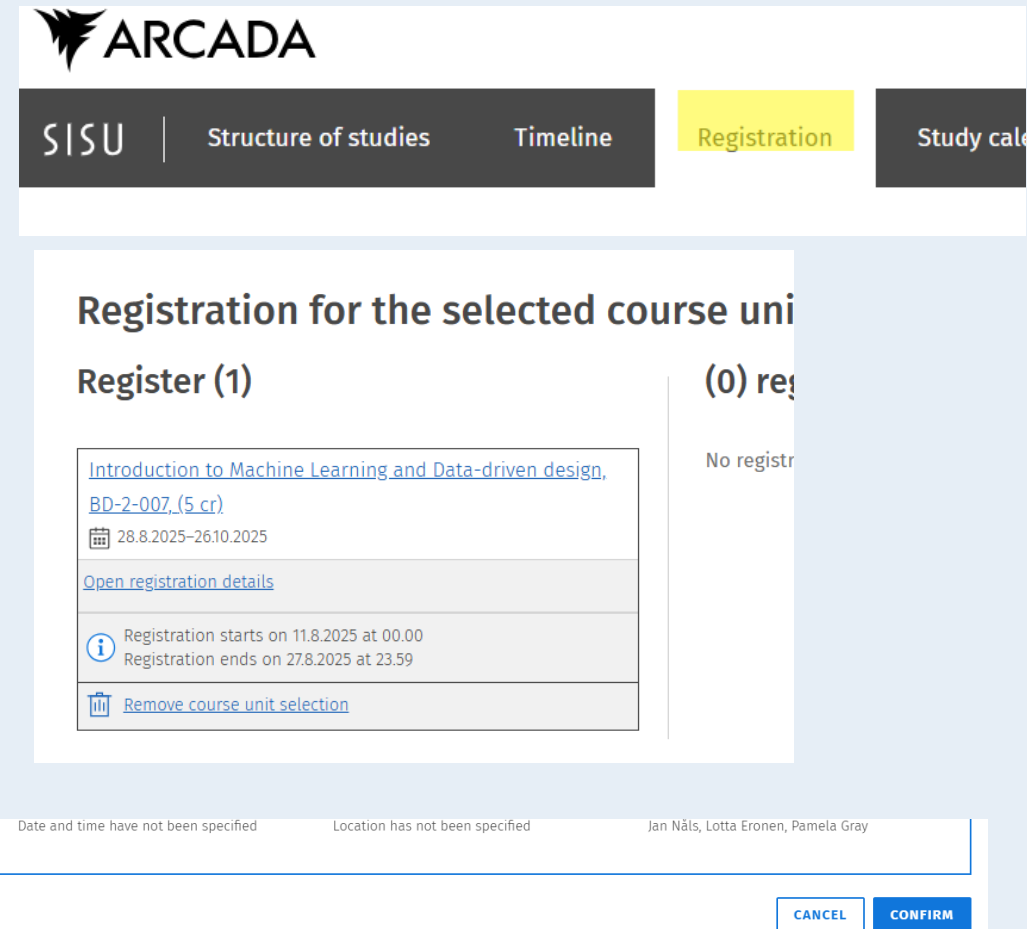
Enroll to courses (1/2)

- The fastest way is to enroll through your study plan. Go to the study plan you created, in tab **Structure of studies**
- Start by clicking on a course code shown in blue
- Go to tab **Completion methods** and click **SELECT**
- And after this you need to go to the tab **Registration**



Enroll to courses (2/2)

- To enroll to the course, go to Registration
- Find all courses you have selected, and click the tab **REGISTER**
- As a last step, click on the tab **CONFIRM**
- Follow the same steps for the other courses



The screenshot shows the ARCADA web interface. At the top, there is a navigation bar with the ARCADA logo and several tabs: SISU, Structure of studies, Timeline, Registration (highlighted in yellow), and Study calendar. Below the navigation bar, the main content area displays 'Registration for the selected course unit' and 'Register (1)'. A table lists the selected course unit: 'Introduction to Machine Learning and Data-driven design, BD-2-007, (5 cr)' with dates '28.8.2025-26.10.2025'. It includes links for 'Open registration details' and 'Remove course unit selection'. To the right of the table, it shows '(0) registered' and 'No registration'. At the bottom of the page, there is a confirmation bar with the text 'Date and time have not been specified', 'Location has not been specified', and 'Jan Näls, Lotta Eronen, Pamela Gray'. It features 'CANCEL' and 'CONFIRM' buttons.

Courses for MIND autumn

- All courses for **Machine Intelligence and Data Science** are listed in [Start -> Programmes -> Machine Intelligence and Data Science -> Current courses](#)

For autumn semester enroll to these courses:

BD-2-007 Introduction to Machine Learning and Data-driven design (5 cr)
BD-2-008 Machine Learning and Data Mining (5 cr)
BD-2-009 Visualisation and Narration with Data (5 cr)
LP-EDU-MIND Research Seminar and Thesis (30 cr)