

Healthcare Leadership, full-time

How to create your own study plan and register for courses



Get started with Sisu

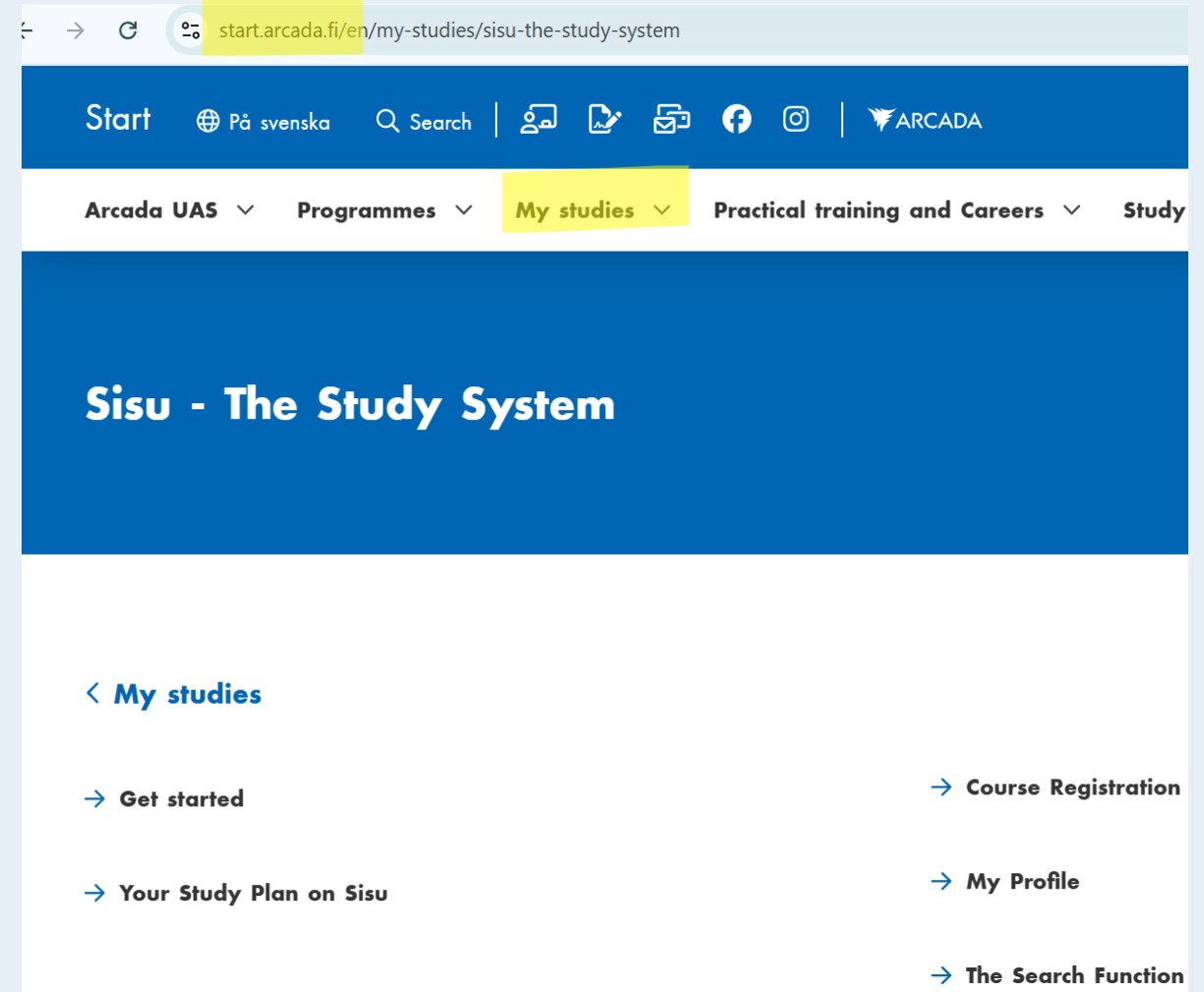
- Check your personal information
- Create a study plan
- Select your timing template
- Add courses to your study plan
- Enroll to courses

Information on start.arcada.fi

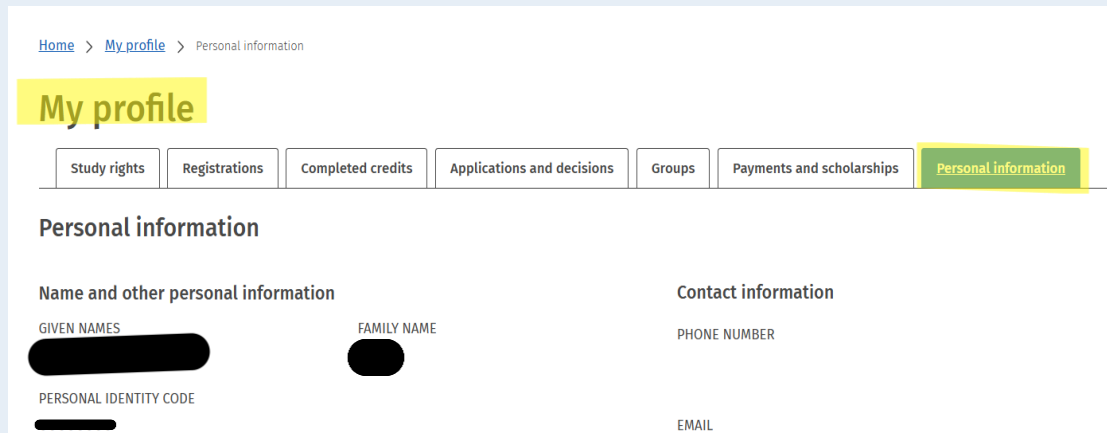
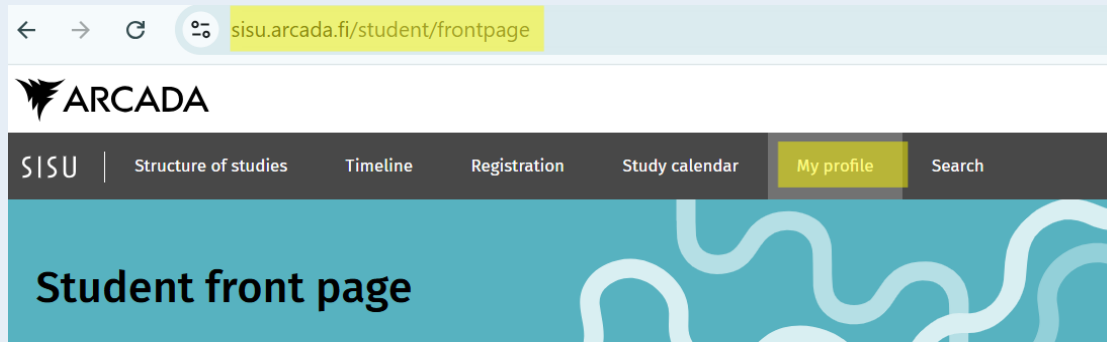
- All information you need for your studies can be found in Start, but the most central features are listed in this presentation.

For more instructions, go to:
Start -> My studies ->
Sisu – the study system

<https://start.arcada.fi/en/my-studies/sisu-the-study-system>



Check your personal information

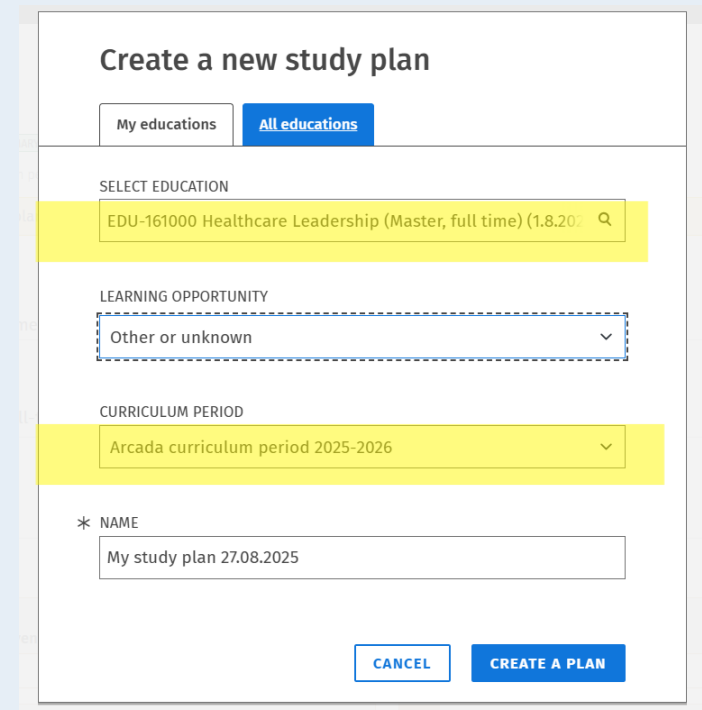
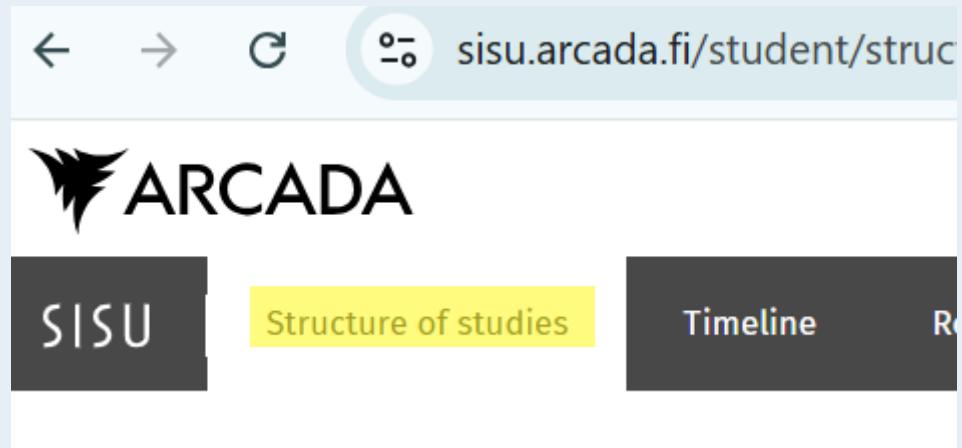


- Go to sisu.arcada.fi
on the frontpage you can see different tabs, go to **My profile**

under My profile you have different tabs again, go to **Personal information**
check that all is correct

Create a study plan – Full-time

- Go to sisu.arcada.fi
on the frontpage you can see different tabs, go to **Structure of studies**
- Let Sisu create a new study plan for you, you can keep the name Sisu suggests, or rename it, it is up to you

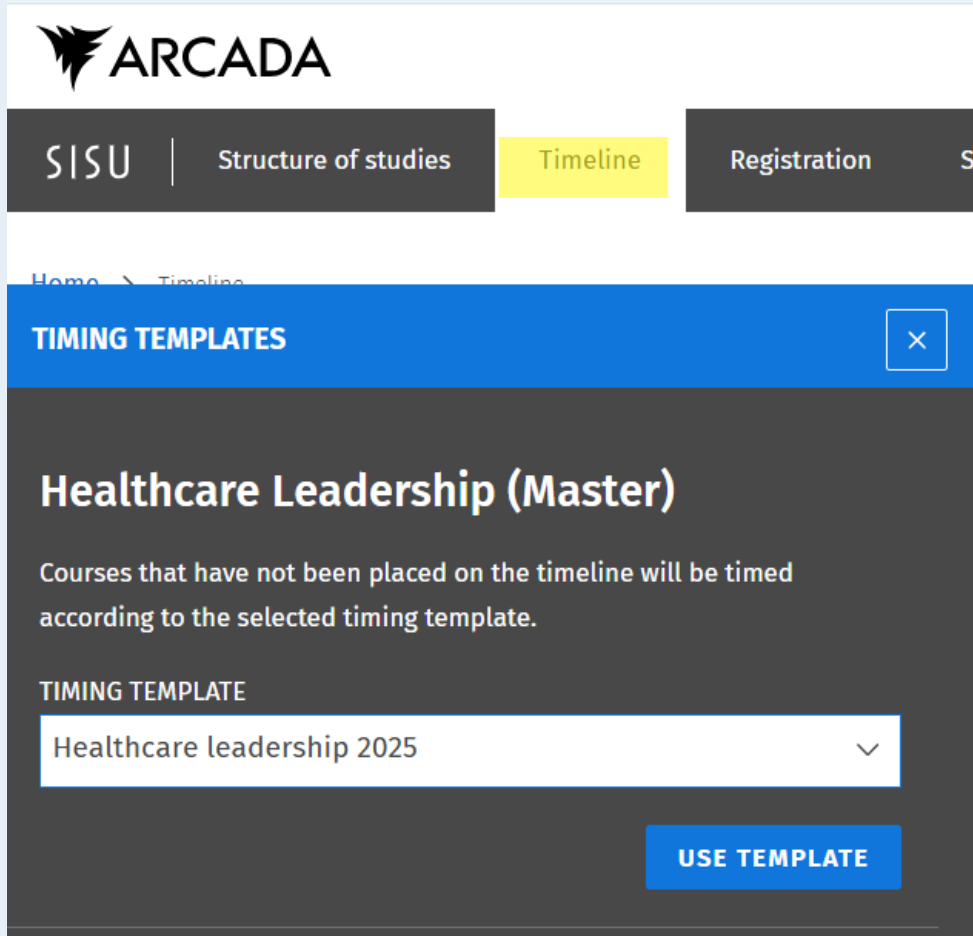


The form is titled 'Create a new study plan'. It has two tabs: 'My educations' and 'All educations' (selected). The form contains the following fields:

- SELECT EDUCATION**: A dropdown menu showing 'EDU-161000 Healthcare Leadership (Master, full time) (1.8.20)' with a search icon.
- LEARNING OPPORTUNITY**: A dropdown menu showing 'Other or unknown' with a downward arrow.
- CURRICULUM PERIOD**: A dropdown menu showing 'Arcada curriculum period 2025-2026' with a downward arrow.
- * NAME**: A text input field containing 'My study plan 27.08.2025'.

At the bottom right, there are two buttons: 'CANCEL' and 'CREATE A PLAN'.

Select your timing template

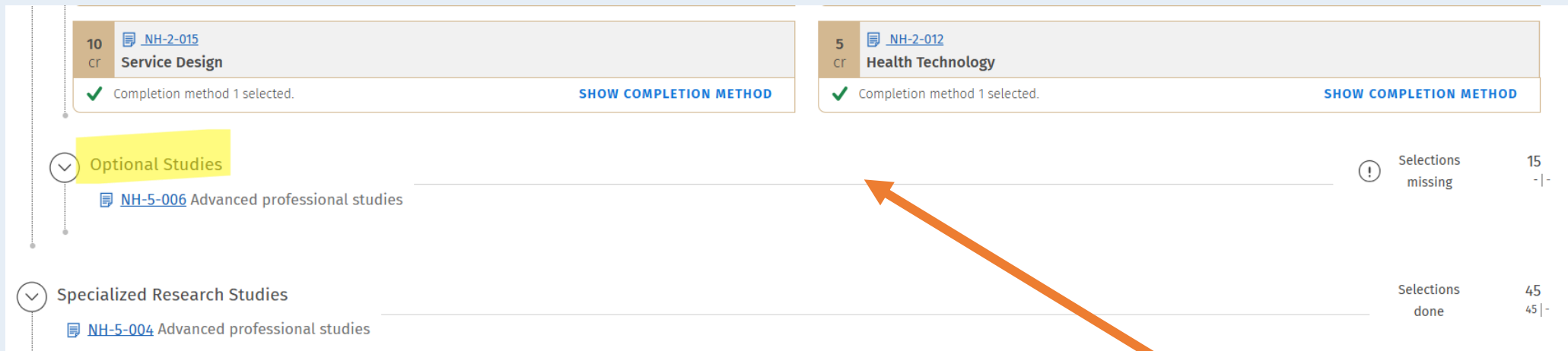


The screenshot shows the ARCADA SISU interface. At the top, there's a navigation bar with 'SISU' and tabs for 'Structure of studies', 'Timeline' (highlighted in yellow), 'Registration', and 'St'. Below this, a blue header reads 'TIMING TEMPLATES' with a close button. The main content area is titled 'Healthcare Leadership (Master)' and contains a message: 'Courses that have not been placed on the timeline will be timed according to the selected timing template.' Below this is a 'TIMING TEMPLATE' section with a dropdown menu currently showing 'Healthcare leadership 2025'. A blue 'USE TEMPLATE' button is at the bottom right.

- Go to sisu.arcada.fi
on the frontpage you can see different tabs, go to **Timeline**
- Select **Healthcare Leadership 2025** and click **USE TEMPLATE**
- Now all **courses belonging to your study plan** are placed according to how they are scheduled

Add courses to your study plan (1/2)

- All courses are already in your study plan, except for your **free optional studies**

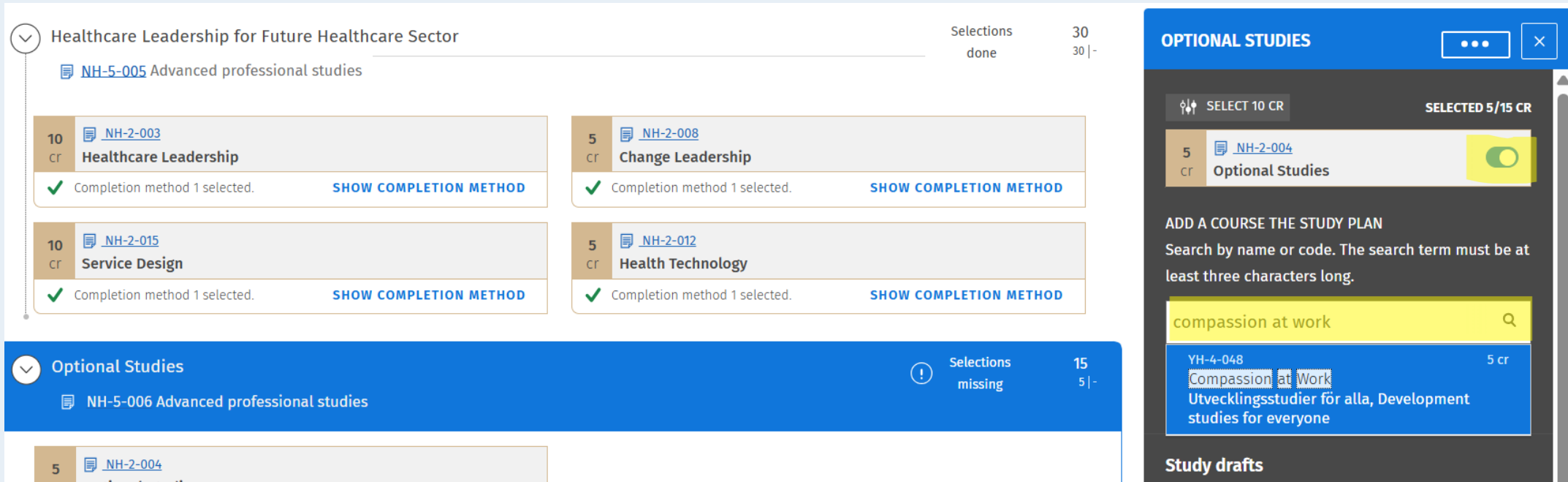


The screenshot displays a study plan interface with two modules at the top: "Service Design" (10 cr, NH-2-015) and "Health Technology" (5 cr, NH-2-012). Both modules show a green checkmark and the text "Completion method 1 selected." with a "SHOW COMPLETION METHOD" link. Below the modules are two expandable sections: "Optional Studies" (highlighted in yellow) and "Specialized Research Studies". The "Optional Studies" section shows "NH-5-006 Advanced professional studies" and has a status of "Selections missing" with a count of 15. The "Specialized Research Studies" section shows "NH-5-004 Advanced professional studies" and has a status of "Selections done" with a count of 45. An orange arrow points to the horizontal line separating the two sections.

- You can add courses to the module by clicking on the **line** (click on the line not the text).

Add courses to your study plan (2/2)

- A new window opens to the right, when you click on the line



The screenshot displays a study plan interface. The main area shows a section titled "Healthcare Leadership for Future Healthcare Sector" with a sub-header "NH-5-005 Advanced professional studies". Below this, four course cards are listed:

- Healthcare Leadership** (10 cr, NH-2-003): Completion method 1 selected. [SHOW COMPLETION METHOD](#)
- Change Leadership** (5 cr, NH-2-008): Completion method 1 selected. [SHOW COMPLETION METHOD](#)
- Service Design** (10 cr, NH-2-015): Completion method 1 selected. [SHOW COMPLETION METHOD](#)
- Health Technology** (5 cr, NH-2-012): Completion method 1 selected. [SHOW COMPLETION METHOD](#)

At the bottom, a blue bar indicates "Optional Studies" with a sub-header "NH-5-006 Advanced professional studies". Below this, a course card for **NH-2-004** is partially visible.

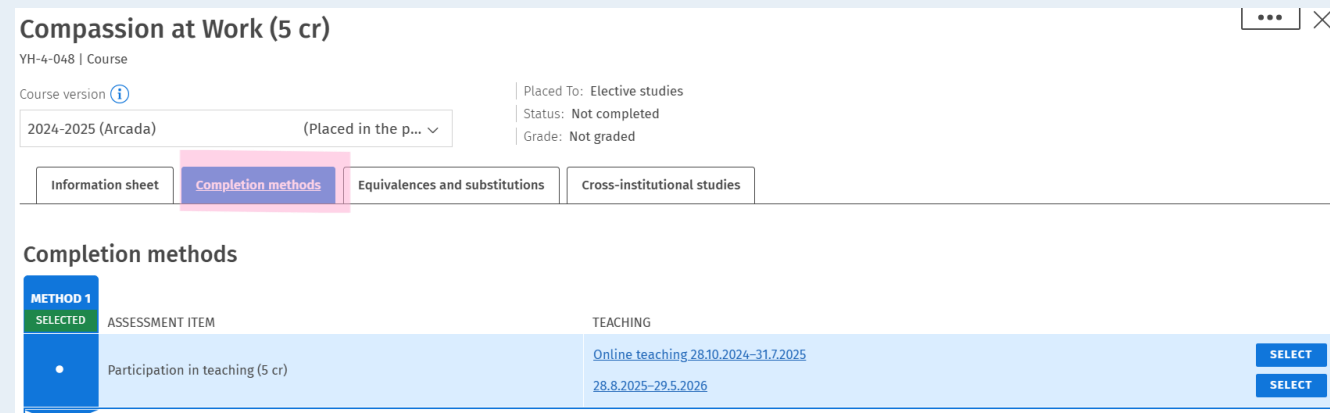
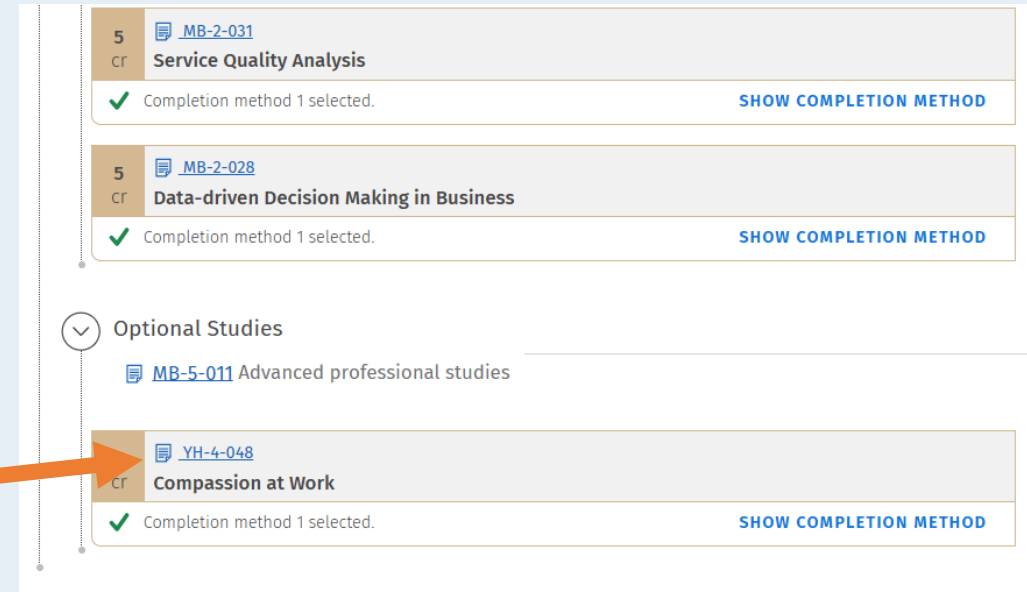
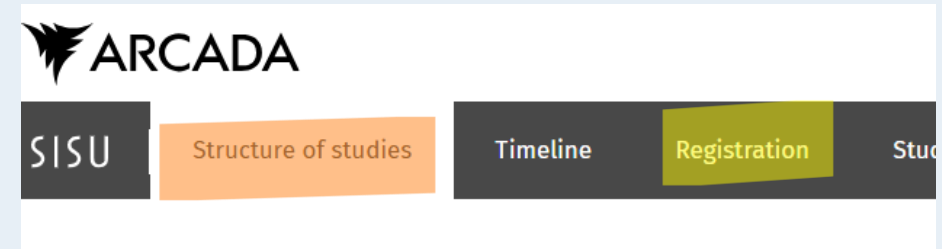
On the right, a sidebar titled "OPTIONAL STUDIES" is open. It shows a selection of 5 out of 15 CR. The course **NH-2-004 Optional Studies** is highlighted with a yellow toggle switch. Below this, a search bar is present with the text "compassion at work". A search result for **YH-4-048 Compassion at Work** (5 cr) is displayed, with the description "Utvecklingsstudier för alla, Development studies for everyone".

- Activate the NH-2-004 Optional studies module. After that you add courses to the plan. To find courses, use the **search function**. As one option, this course, *Compassion at work*

More recommended courses are listed here:
[Free electives for master students](#)

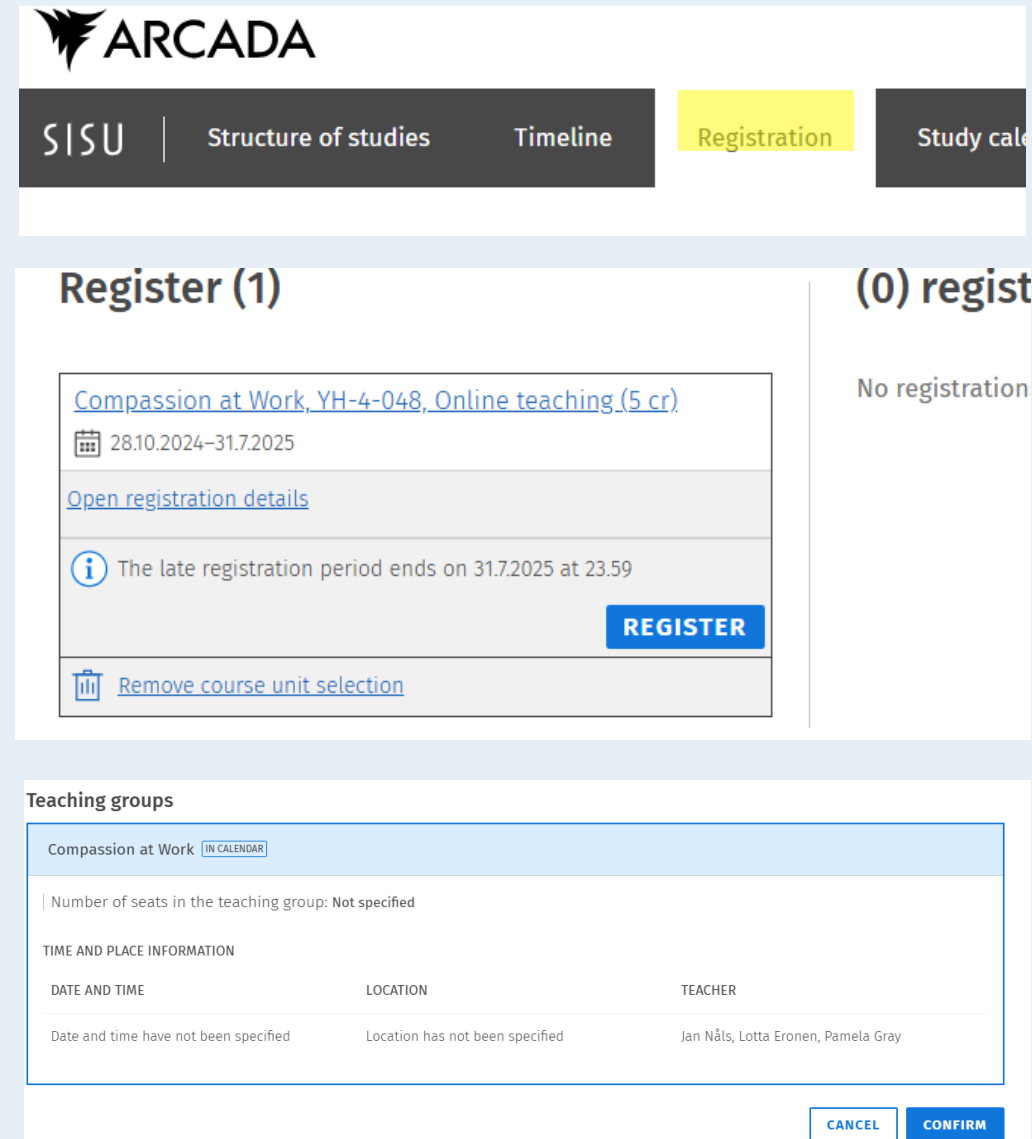
Enroll to courses (1/2)

- The fastest way is to enroll through your study plan. Go to the study plan you created, in tab **Structure of studies**
- Start by clicking on a course code shown in blue
- Go to tab **Completion methods** and click **SELECT**
- And after this you need to go to the tab **Registration** (see next slide)



Enroll to courses (2/2)

- To enroll to the course, go to Registration
- Find all courses you have selected, and click the tab **REGISTER**
- As a last step, click on the tab **CONFIRM**
- Follow the same steps for the other courses



The screenshot shows the ARCADA web application interface. At the top, there is a navigation bar with the ARCADA logo and several tabs: SISU, Structure of studies, Timeline, Registration (highlighted in yellow), and Study calendar. Below the navigation bar, the main content area is titled "Register (1)" and shows details for a course named "Compassion at Work, YH-4-048, Online teaching (5 cr)". The course dates are 28.10.2024–31.7.2025. There is a link to "Open registration details" and a message stating "The late registration period ends on 31.7.2025 at 23.59". A blue "REGISTER" button is visible. To the right, there is a section for "(0) registered" with the text "No registration". At the bottom, there is a "Teaching groups" section for the course "Compassion at Work". It shows the number of seats in the teaching group as "Not specified". Below this, there is a table with the following information:

DATE AND TIME	LOCATION	TEACHER
Date and time have not been specified	Location has not been specified	Jan Näls, Lotta Eronen, Pamela Gray

At the bottom right of the "Teaching groups" section, there are two buttons: "CANCEL" and "CONFIRM".

Courses for Healthcare Leadership autumn

All courses for the Healthcare Leadership program are listed in [Start -> Programmes -> Healthcare Leadership -> Current courses](#)

For autumn semester enrol to these courses:

NH-2-012 Health Technology (5 cr)
NH-2-005 Research Methodology (5 cr)
NH-2-003 Healthcare Leadership (10 cr)

Recommended free electives can be found here:
[Free electives for master students](#)