

ARCADA UNIVERSITY OF APPLIED SCIENCES



Studying at Arcada

International Business

Camilla Genberg
Study Counsellor

Laurits Møller
International Student Advisor

Information about the degree

- **Name of degree:** Bachelor of Business Administration
- **Scope:** 210 ECTS (1 cr \approx 27 hours)
- **Duration:** 3,5 years
- **Expected study pace:** Full-time
 - one period: 15 cr
 - one semester: 30 cr
 - one academic year: 60 cr

Academic Year 2024-2025

The academic year starts officially on August 1st 2024 and ends on July 31st 2025.

Period 1: 1.8–27.10.2024

Period 2: 28.10–31.12.2024

Period 3: 1.1–16.3.2025

Period 4: 17.3–31.7.2025

During the time 21.12.2024–6.1.2025 there are no tuition arranged at Arcada.




Study Plan = Curriculum

It is very important to familiarise yourself with the curriculum in order to get an overview of the degree that you are about to complete.



Where do I find my study plan?

- In the study guide **START** – start.arcada.fi
 - [Study Plan](#)
 - [Structure of the studies](#)
- Course offerings
 - [List of courses IB](#)
- In the student information system **SISU** – sisu.arcada.fi
 - The study plan has to be created
 - “Structure of studies”



Structure of studies

- **General education studies:** 15 cr
- **Professional studies:** 135 cr
 - Foundation studies: 45 cr
 - Advanced studies: 60 cr
 - Practical training: 30 cr
- **Development studies:** 30 cr
- **Research studies:** 30 cr
 - Thesis and Research Methods: 15 cr + 15 cr

Recommended structure of degree programme

YEAR 4

Thesis 15 cr

15 cr

YEAR 3

Support module 30 cr

Development studies 15 cr

Research Methods 10 cr

Professional Communication 5 cr

Practical training 2, 15 cr

75 cr

YEAR 2

Specialisation module 30 cr

Development studies 15 cr

Practical training 1, 15 cr

60 cr

YEAR 1

Education in a Digital and Sustainable
Nordic Society 15 cr

Corporate Activities 30 cr

Professional Communication 10 cr

Thesis and Research Methods 5 cr

60 cr

Studying at an UAS

- At a university of applied sciences, the focus lies on providing education and conducting research that ties into professional working life.
- Teaching within higher education is based on science but involves a practical orientation. A wide range of teaching and learning methods are utilised and the amount of contact teaching/hours is less than within the general upper secondary or vocational upper secondary education. Student-centered learning is also an essential part of studies.
- The schedule varies depending on the courses you are completing. The year of study, the specialisation module chosen, the support module chosen, and the development studies also play an essential part in how your schedule looks like.
 - A day without lectures does not mean a day off. These days the focus should lie on individual work/self-studies (reading, completing assignments, writing reports etc.).
- Practical training is a compulsory part of studies. The placements are to be found by the students themselves.

Independent studies

- Independent learning is instrumental to student success within higher education.
- Students are expected to take responsibility for their learning and for their studies in general.
- Arcada offers help along the way. There are several support services available → [Study support](#).

Fee-paying students

It is important to be aware of the scholarship requirements in the beginning of your studies.

Summary - studying at an UAS

- A wide range of teaching and learning methods are utilised.
- The amount of contact teaching is less than within upper secondary education.
- Students are expected to take responsibility for their learning.
- 30 cr of compulsory practical training is included.
 - Students are responsible for finding the placement themselves.

Descriptions of courses

- Teacher
- Competences, learning outcomes, content of the course
- Recommended or required reading
- Study activities
- Assessment methods and requirements

- Course specific questions?
 - Contact the teacher



Assessment and examinations

- Assessment requirements and forms of examination are stated in the description of the course.
- Example of examination methods
 - exams
 - essays
 - assignments
 - reports
 - demonstrations or presentations
 - group work
- An approved study attainment is assessed with the grades:
 - excellent (5), very good (4), good (3), satisfactory (2), sufficient (1)
 - in specific cases, with the grade “passed”.

Mandatory presence?

The introduction lecture for a course is sometimes compulsory. If you are not able to be present during that lecture, please inform the teacher about the matter in advance (only valid reasons are accepted). The absence may be compensated with an e.g. obligatory pre-assignment. Moreover, you are not entitled to extra support due to your absence. If you do not participate in the following lectures or submit the prospective pre-assignment the teacher has the right to cancel your enrollment.

It is always recommended to participate in the introduction lecture even though it is not compulsory. During this lecture you will receive important information about the course (setup, grading etc.).

Check START for more detailed instructions

- [Examinations](#) (general)
- [Rules and regulations](#) (IB)
- [Degree Statutes](#) (all of Arcada)



start.arcada.fi

Application for accreditation or validation

- Students may apply for accreditation or validation of:
 - Studies carried out at another Higher Education Institution
 - Relevant work experience
 - Knowledge gained informally through work experience
- Only competences that are relevant to the degree can be accredited.
- Read through the information about accreditation on start.arcada.fi
“My studies - Accreditation of Study Attainments or Validation of Competences”
- You apply by filling in the application form online
- Always contact your study counsellor by email if you are planning to apply for accreditation of courses completed at another university or UAS

When to contact your Study Counsellor

- If you have study related questions that include planning of studies at Arcada
 - If you want to study in a faster pace and need an individual study plan
 - 3 years instead of 3,5 years
 - If you have fallen behind in your studies and need an individual study plan
 - Questions related to accreditation of previously gained degrees at a university level

Contact information

Camilla Genberg, MAEd.

Study Counsellor

International Business

+358 (0)294 282 672

camilla.genberg@arcada.fi



International Student Advisor

I provide advice and guidance
for newcomers in Finland.



arcada.fi

Contact information

Laurits Møller

International Student Advisor

+358 (0)294 282 560

laurits.moller@arcada.fi

Room C244 in the Library

[Support for international students](#)



Support in studies

Planning of studies

Study Counsellor

Counselling and support

Psychologist and Study Social Worker

Support for international students

International Student Advisor

Student Affairs & Sisu support

Study Coordinators

Career planning – Career Centre Arabia

Career Counsellors





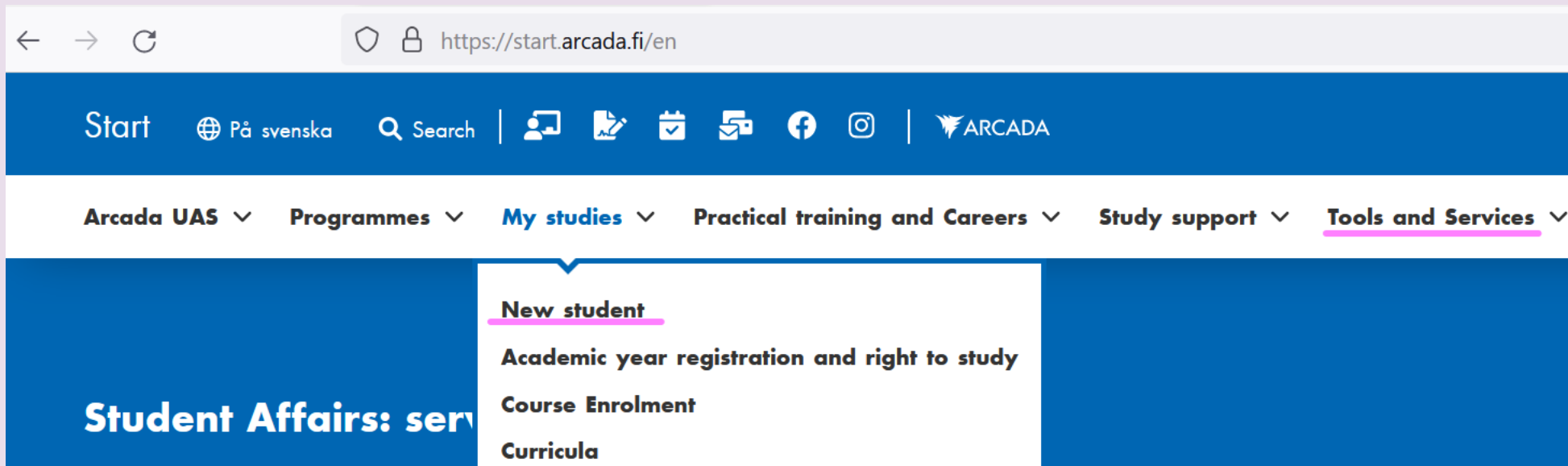
Student Affairs

- Tuition fees
- Scholarship
- Registration for the academic year
- Filling in different forms

studentaffairs@arcada.fi

Your Study Guide – START

- The link: <https://start.arcada.fi/en>
- The navigation is done through the different topics in the menu bars
- "New Student" → useful information in the beginning of your studies
- "Tools and Services" → links to the online programmes/platforms



SISU - Arcada's student information system

- Log in to SISU through Start or go to sisu.arcada.fi



The screenshot shows the top navigation bar of the Arcada website. The bar is blue with white text and icons. On the left, there is a 'Start' link, a globe icon, and the text 'På svenska'. In the center, there is a search icon and the text 'Search'. On the right, there are icons for a person, a document, an envelope, Facebook, and Instagram, followed by the ARCADA logo. Below the navigation bar, there is a white menu with several items: 'Arcada UAS', 'Programmes', 'My studies', 'Practical training and Careers', 'Study support', and 'Tools and Services'. The 'Tools and Services' item is expanded, showing a dropdown menu with two options: 'Sisu - student information system' and 'The Arcada App - Tuudo'. An orange arrow points to the 'Sisu - student information system' option.

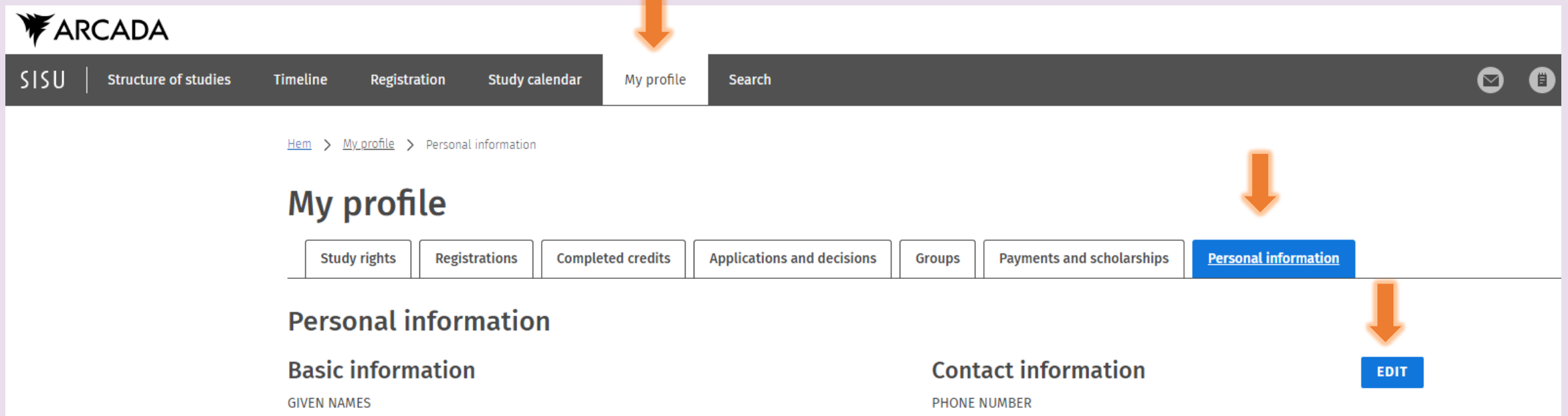
Start  På svenska  Search |      | 

Arcada UAS ▾ Programmes ▾ My studies ▾ Practical training and Careers ▾ Study support ▾ Tools and Services ▾

 Sisu - student information system
The Arcada App - Tuudo

Contact information

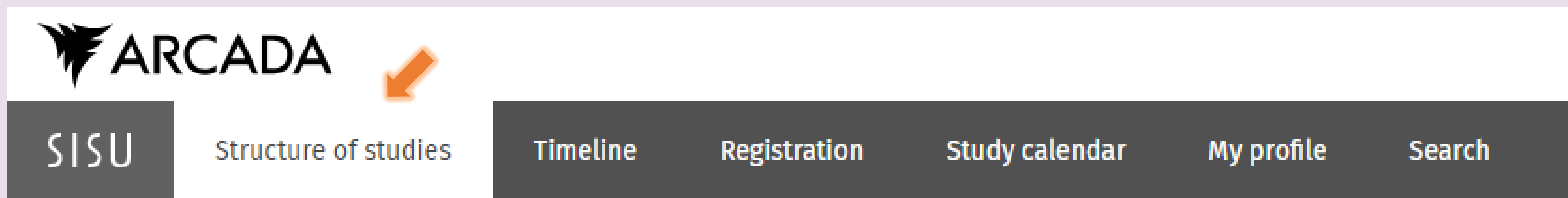
- Go to **My profile - Personal information - Edit**



The screenshot shows the ARCADA web interface. At the top left is the ARCADA logo. Below it is a navigation bar with the following items: SISU, Structure of studies, Timeline, Registration, Study calendar, My profile, and Search. An orange arrow points to the 'My profile' link. Below the navigation bar is a breadcrumb trail: [Hem](#) > [My profile](#) > Personal information. The main heading is 'My profile'. Below this is a horizontal menu with several tabs: Study rights, Registrations, Completed credits, Applications and decisions, Groups, Payments and scholarships, and Personal information. An orange arrow points to the 'Personal information' tab. Below the tabs, the 'Personal information' section is displayed, divided into two columns: 'Basic information' (with the sub-label 'GIVEN NAMES') and 'Contact information' (with the sub-label 'PHONE NUMBER'). A blue 'EDIT' button is located to the right of the 'Contact information' section. An orange arrow points to this 'EDIT' button.

Create your Study Plan

- Go to **Structure of studies**



EDUCATION

International Business

Create a new study plan

[Study rights](#) [All educations](#)

EDUCATION

Select education

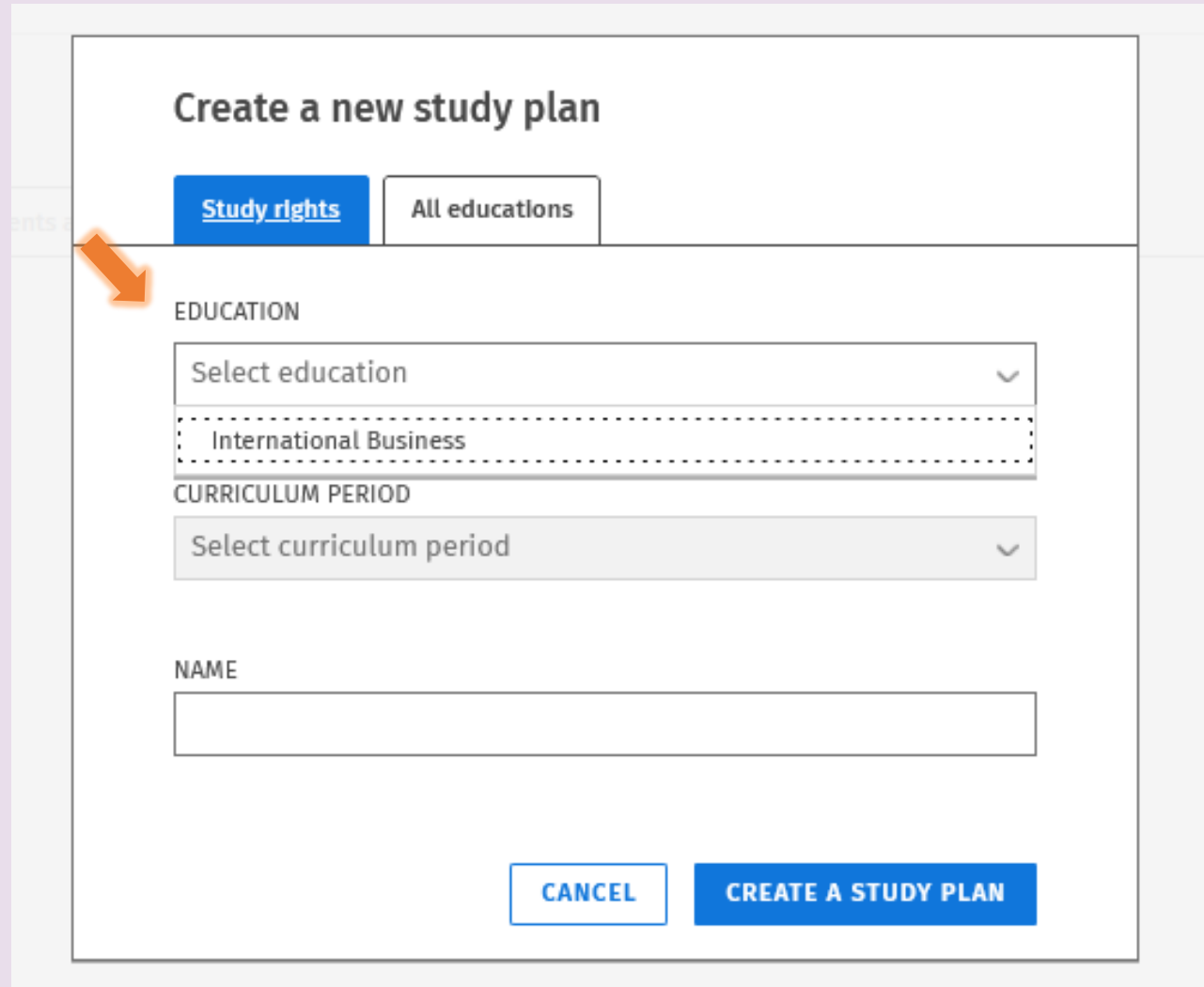
International Business

CURRICULUM PERIOD

Select curriculum period

NAME

[CANCEL](#) [CREATE A STUDY PLAN](#)



CURRICULUM PERIOD

Arcada curriculum period 2024-2025

Create a new study plan

[Study rights](#) [All educations](#)

EDUCATION

International Business

CURRICULUM PERIOD

Arcada curriculum period 2024-2025

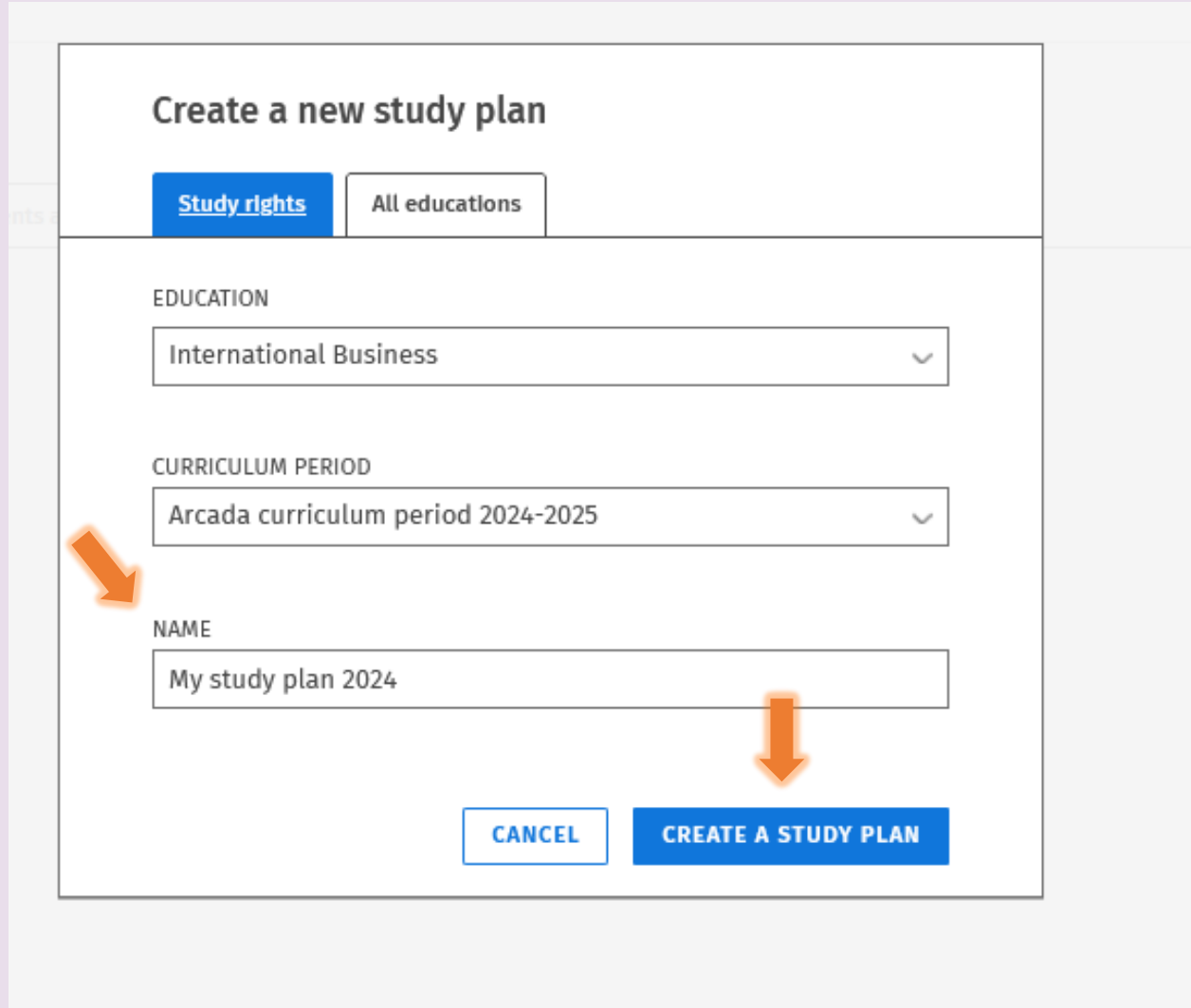
Arcada curriculum period 2024-2025

NAME

[CANCEL](#) [CREATE A STUDY PLAN](#)

NAME

”My study plan 2024”



Create a new study plan

[Study rights](#) [All educations](#)

EDUCATION

International Business

CURRICULUM PERIOD

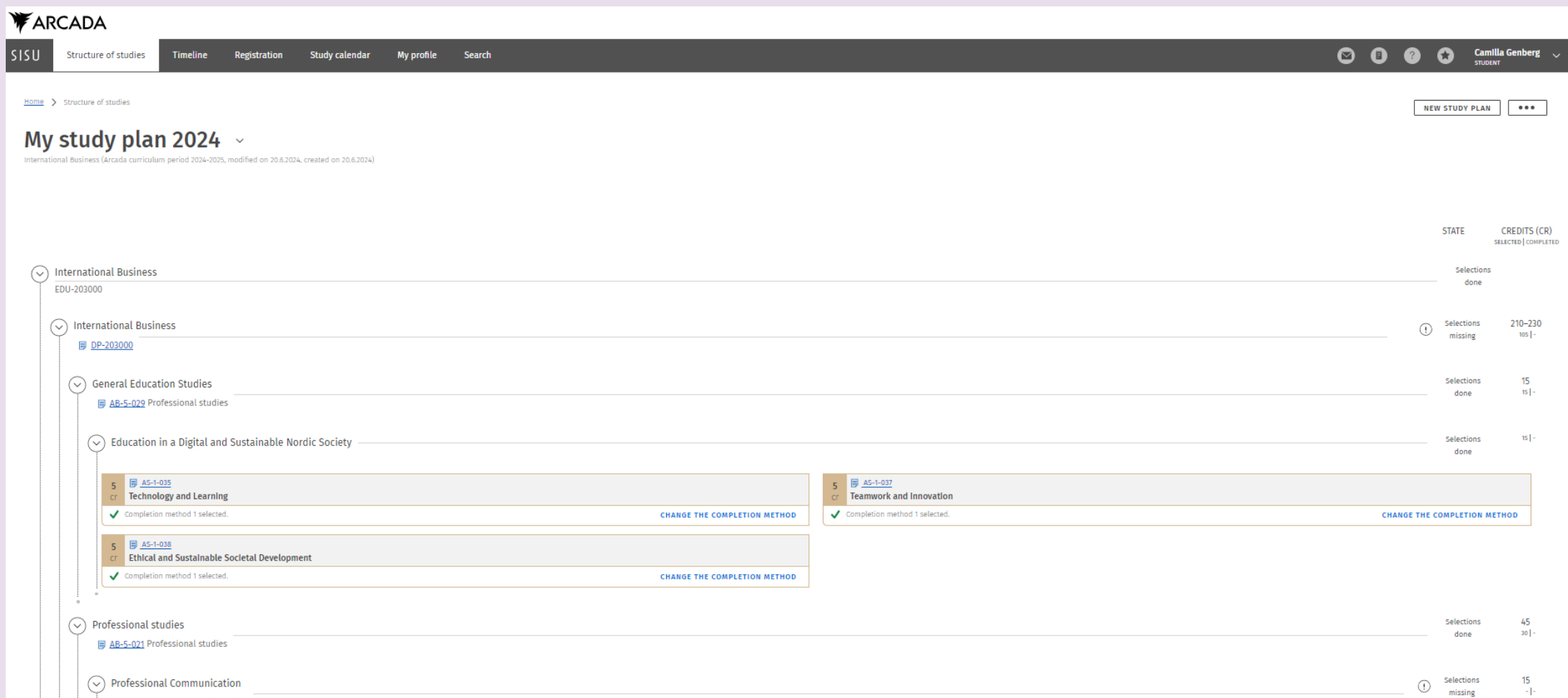
Arcada curriculum period 2024-2025

NAME

My study plan 2024

[CANCEL](#) [CREATE A STUDY PLAN](#)

Now you have created your study plan



The screenshot shows the SISU student portal interface. At the top, there is a navigation bar with the ARCADA logo, the text 'SISU', and several menu items: 'Structure of studies', 'Timeline', 'Registration', 'Study calendar', 'My profile', and 'Search'. On the right side of the navigation bar, there are icons for email, a calendar, a help icon, a star, and the user's name 'Camilla Genberg' with the title 'STUDENT' and a dropdown arrow.

Below the navigation bar, the page title is 'My study plan 2024' with a dropdown arrow. Underneath, it says 'International Business (Arcada curriculum period 2024-2025, modified on 20.6.2024, created on 20.6.2024)'. There is a 'NEW STUDY PLAN' button and a three-dot menu icon.

The main content area displays a vertical timeline of study components. Each component is represented by a horizontal bar with a dropdown arrow on the left. The components are:

- International Business** (EDU-203000): State 'Selections done', Credits '210-230'.
- International Business** (DP-203000): State 'Selections missing' (indicated by a warning icon), Credits '105'.
- General Education Studies** (AR-5-029 Professional studies): State 'Selections done', Credits '15'.
- Education in a Digital and Sustainable Nordic Society**: State 'Selections done', Credits '15'.
- AS-1-035 Technology and Learning** (5 cr): State 'Completion method 1 selected.', Credits '5'. Includes a 'CHANGE THE COMPLETION METHOD' link.
- AS-1-037 Teamwork and Innovation** (5 cr): State 'Completion method 1 selected.', Credits '5'. Includes a 'CHANGE THE COMPLETION METHOD' link.
- AS-1-038 Ethical and Sustainable Societal Development** (5 cr): State 'Completion method 1 selected.', Credits '5'. Includes a 'CHANGE THE COMPLETION METHOD' link.
- Professional studies** (AR-5-021 Professional studies): State 'Selections done', Credits '45'.
- Professional Communication**: State 'Selections missing' (indicated by a warning icon), Credits '15'.

Language studies

- Please choose the correct study module under "Professional Communication"



Professional studies	Selections done	45
AB-5-021 Professional studies		30 -
Professional Communication	Selections missing	15
AB-5-022 Professional studies		- -

PROFESSIONAL COMMUNICATION

SELECT 1 PC SELECTED 0/1 PC

SELECT 1 PC SELECTED 0/1 PC

English as a first or second language AB-5-027	<input type="checkbox"/>	15 CF
Swedish as a first language AB-5-025	<input type="checkbox"/>	15 CF
Finnish as a first language AB-5-026	<input type="checkbox"/>	15 CF

Registration to courses

- The registration can be done in two different ways.
- Instructions also found on Start
 - [Registration through your study plan](#)
 - [Registration through timeline and timing template](#)
- Registration is today done for all first year courses offered in fall semester (6 courses).

Courses during first year – 60 cr



Fall 2024 (30 cr)

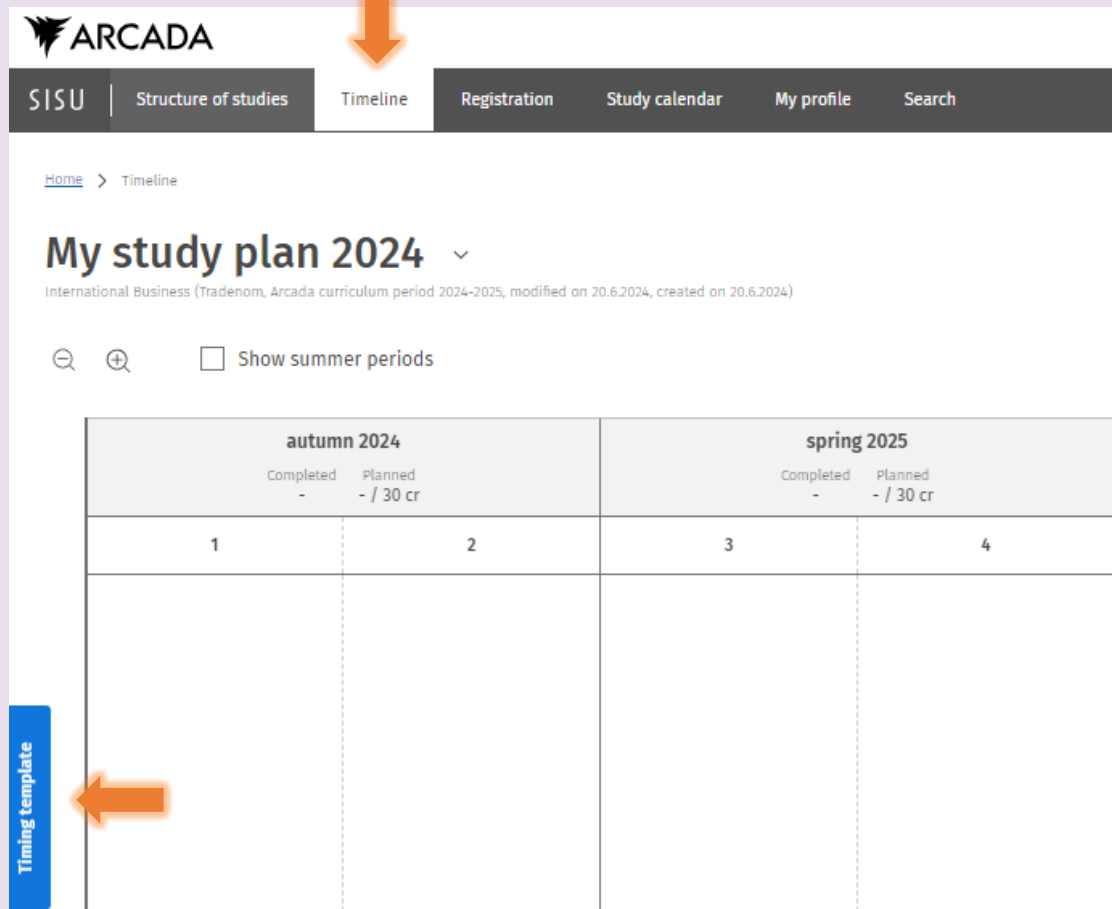
AS-1-035	Technology and Learning (5 cr)
AB-1-016	Introduction to Business Administration (5 cr)
AB-1-017	Business Mathematics and Statistics (5 cr)
AS-1-037	Teamwork an Innovation (5 cr)
AB-1-018	Introduction to Marketing (5 cr)
AB-1-019	Introduction to the Tourism and Experience Industry (5 cr)

Spring 2025 (30 cr)

AS-1-038	Ethical and Sustainable Societal Development (5 cr)
AB-1-020	Introduction to Logistics (5 cr)
SP-1-004	Swedish for Beginners 1 (5 cr)
SP-1-044	Swedish for Beginners 2 (5 cr)
AB-1-021	Introduction to Financial Management (5 cr)
AB-2-085	Introduction to Research Methodology (5 cr)

How to see when your courses are running in Sisu?

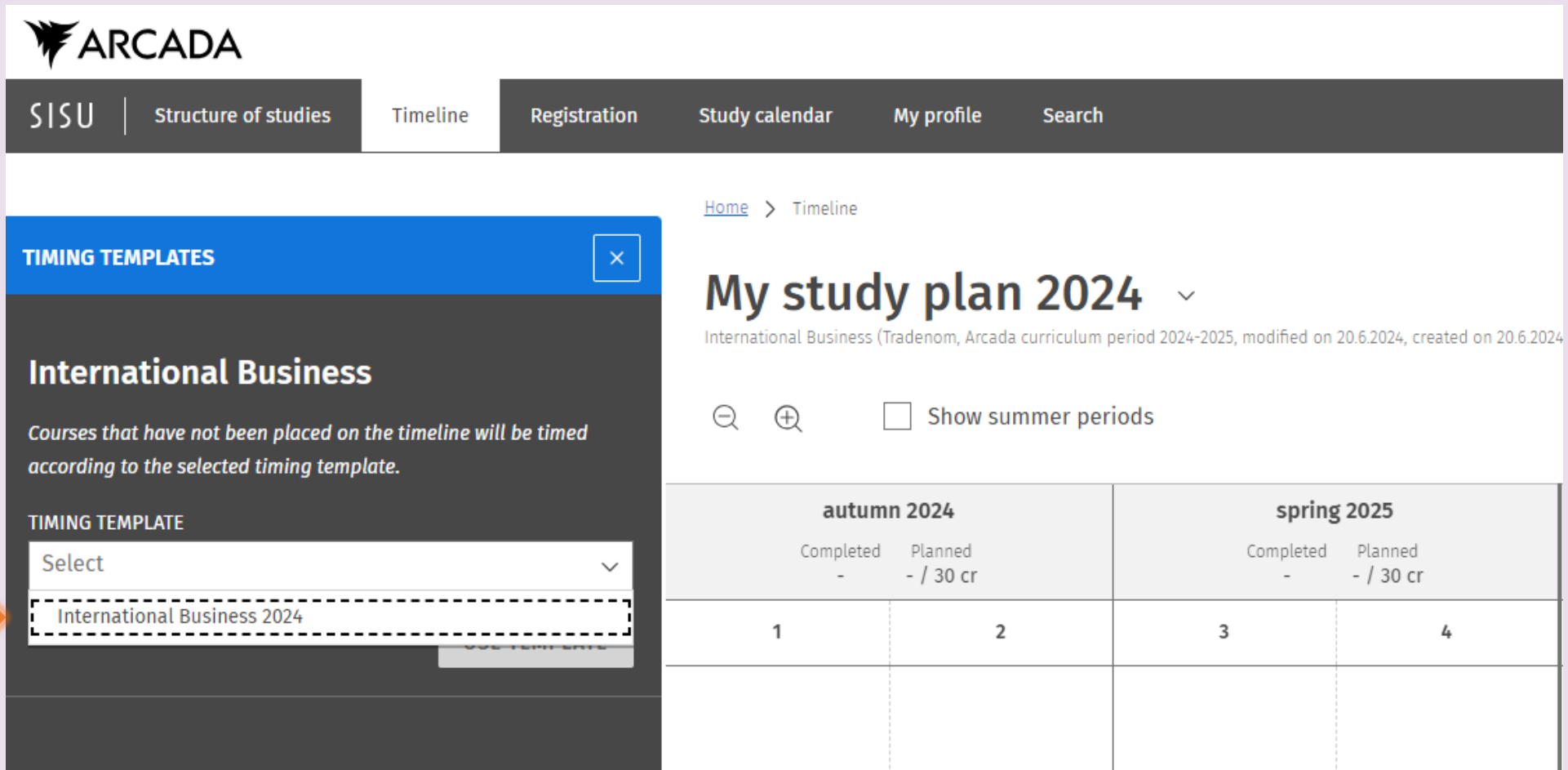
- Go to **Timeline** and choose **Timing template**



The screenshot shows the Sisu web interface. At the top, the ARCADA logo is on the left, and a navigation bar contains 'SISU', 'Structure of studies', 'Timeline', 'Registration', 'Study calendar', 'My profile', and 'Search'. An orange arrow points to the 'Timeline' menu item. Below the navigation bar, the breadcrumb 'Home > Timeline' is visible. The main heading is 'My study plan 2024' with a dropdown arrow. Below this, there is a search icon, a magnifying glass icon, and a checkbox labeled 'Show summer periods'. The main content area is a table with two main columns: 'autumn 2024' and 'spring 2025'. Each column has sub-columns for 'Completed' and 'Planned' with a total of 30 cr. The table is divided into four quadrants labeled 1, 2, 3, and 4. A blue vertical bar on the left side of the table is labeled 'Timing template', and an orange arrow points to it.

autumn 2024		spring 2025	
Completed	Planned	Completed	Planned
-	- / 30 cr	-	- / 30 cr
1	2	3	4

Choose "International Business 2024"

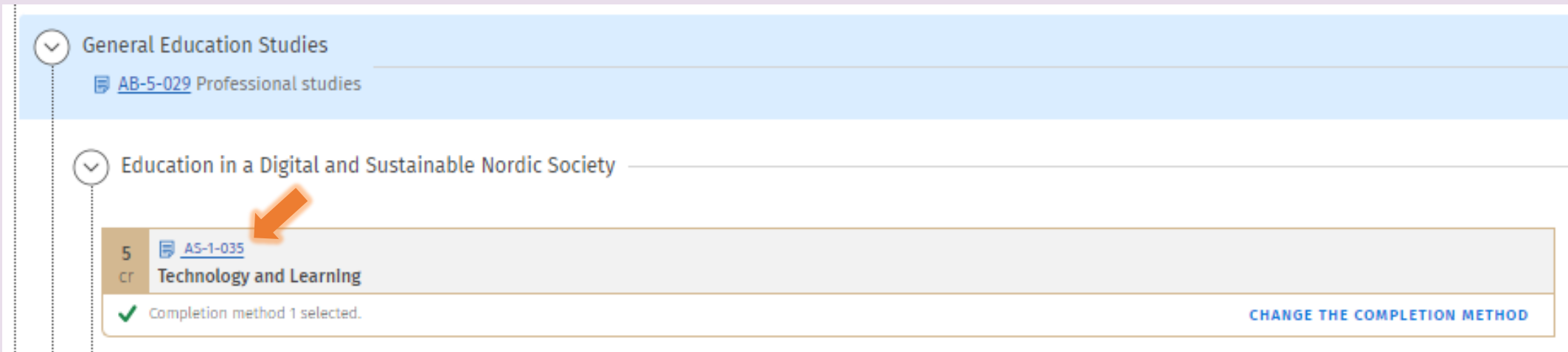


The screenshot shows the ARCADA web application interface. At the top, there is a navigation bar with the ARCADA logo and menu items: SISU, Structure of studies, Timeline, Registration, Study calendar, My profile, and Search. The 'Timeline' menu item is active. Below the navigation bar, the breadcrumb 'Home > Timeline' is visible. The main heading is 'My study plan 2024' with a dropdown arrow. Below the heading, there is a subtitle: 'International Business (Tradenom, Arcada curriculum period 2024-2025, modified on 20.6.2024, created on 20.6.2024)'. There are zoom in and zoom out icons, and a checkbox labeled 'Show summer periods' which is currently unchecked. A table displays the study plan structure for 'autumn 2024' and 'spring 2025'. The 'autumn 2024' section shows 'Completed -' and 'Planned - / 30 cr'. The 'spring 2025' section shows 'Completed -' and 'Planned - / 30 cr'. The table has four columns labeled 1, 2, 3, and 4. A modal window titled 'TIMING TEMPLATES' is open on the left side. It has a blue header with a close button. The main content of the modal is titled 'International Business' and contains the text: 'Courses that have not been placed on the timeline will be timed according to the selected timing template.' Below this text is a section labeled 'TIMING TEMPLATE' with a dropdown menu. The dropdown menu is open, showing 'Select' at the top and 'International Business 2024' as the selected option, which is highlighted with a dashed border. An orange arrow points to the 'International Business 2024' option in the dropdown menu.

autumn 2024		spring 2025	
Completed	Planned	Completed	Planned
-	- / 30 cr	-	- / 30 cr
1	2	3	4

Registration via Study Plan

- The registration is done separately for all six courses.
- Go to "Structure of studies"
- Start by selecting one course = click on the blue course code
 - **AS-1-035 Technology and Learning**



The screenshot shows a web interface for selecting courses. It features a light blue header with a dropdown arrow and the text "General Education Studies". Below this, there is a sub-section for "Education in a Digital and Sustainable Nordic Society", also with a dropdown arrow. Underneath, a course entry is highlighted in a light grey box. The entry includes a small icon, the course code "AS-1-035" in blue, and the title "Technology and Learning". To the left of the course code, the text "5 cr" is visible. Below the course entry, a green checkmark indicates "Completion method 1 selected." In the bottom right corner of the highlighted box, there is a blue link that says "CHANGE THE COMPLETION METHOD". An orange arrow points to the blue course code "AS-1-035".

Select "Completion methods"

Technology and Learning (5 cr)

AS-1-035 | Course

Course version 

2024-2025 (Arcada)

(Placed in the p... 

| Placed to: Education in a Digital and Sustainable Nordic Society

| Status: Not completed

| Grade: Not graded

[Information sheet](#)

[Completion methods](#)

[Equivalences and substitutions](#)

Information sheet

Basic information

| Languages of learning: English

| Grading scale: General scale, 0-5

| Course type: Regular course unit

| Course level: Professional studies

| Organiser: Arcada University of Applied Sciences

| Higher education institution: Arcada University of Applied Sciences



Choose "SELECT"

Technology and Learning (5 cr)

AS-1-035 | Course

Course version 

2024-2025 (Arcada)

(Placed in the p... 

| Placed to: Education in a Digital and Sustainable Nordic Society

| Status: Not completed

| Grade: Not graded

Information sheet

Completion methods

Equivalences and substitutions

Completion methods

METHOD 1

SELECTED

ASSESSMENT ITEM

TEACHING

• Participation in teaching (5 cr)

[28.8.2024-31.12.2024](#)

SELECT



”Click here to proceed to your registration”



Technology and Learning, 28.8.2024–31.12.2024 selected. [Click here to proceed to your registration.](#)

Study calendar My profile Search

Technology and Learning (5 cr)

AS-1-035 | Course

Course version ⓘ

2024-2025 (Arcada) (Placed in the p... ▾)

Placed to: Education in a Digital and Sustainable Nordic Society
Status: Not completed
Grade: Not graded

! This course has a version for the current academic year.

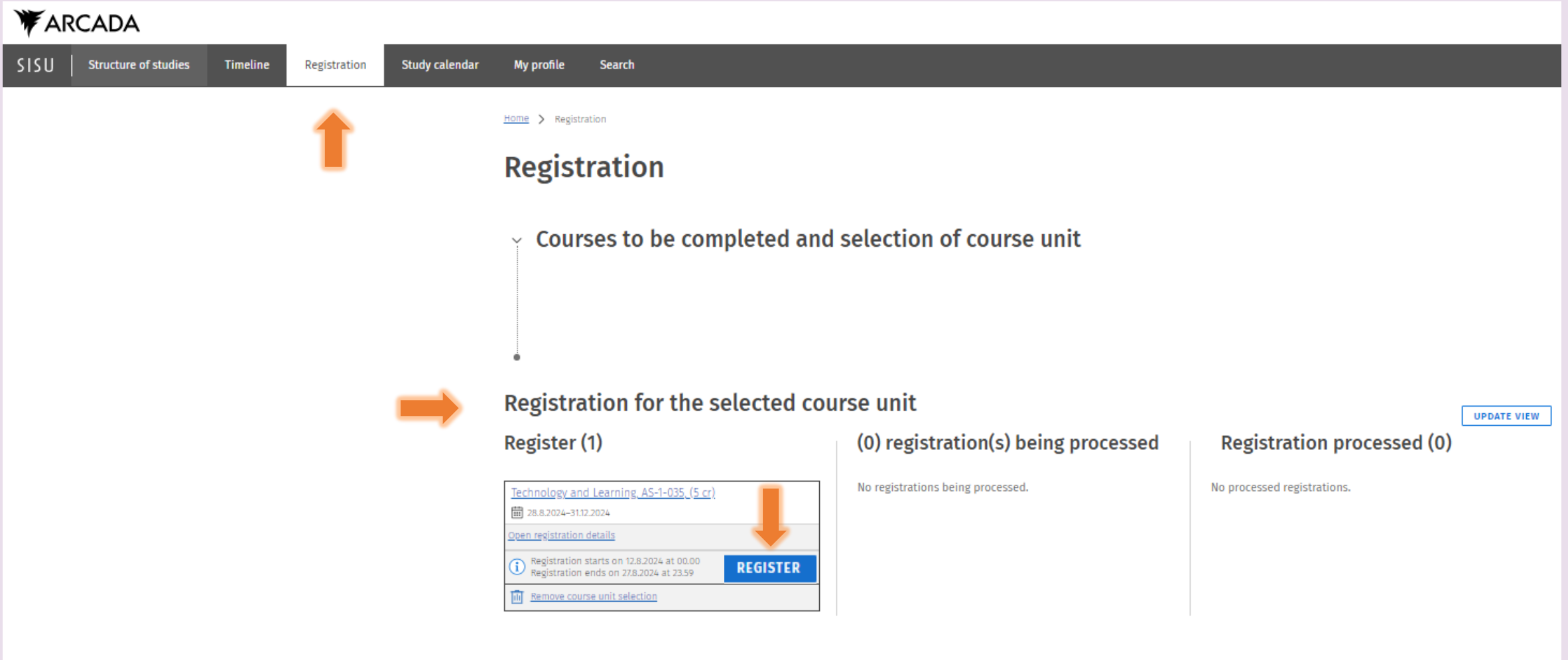
Information sheet **Completion methods** Equivalences and substitutions

Completion methods

METHOD 1	ASSESSMENT ITEM	TEACHING	
SELECTED	Participation in teaching (5 cr)	28.8.2024–31.12.2024	DELETE SELECTION

Completion method 1 ✓ SELECTED

Registration – "REGISTER"



The screenshot shows the ARCADA registration page. The navigation bar includes 'SISU', 'Structure of studies', 'Timeline', 'Registration', 'Study calendar', 'My profile', and 'Search'. The 'Registration' tab is active. The main content area is titled 'Registration' and contains a section 'Courses to be completed and selection of course unit'. Below this, there is a section 'Registration for the selected course unit' with a sub-section 'Register (1)'. This section contains a table with one row for the course 'Technology and Learning, AS-1-035, (5 cr)'. The table includes a 'REGISTER' button. To the right of the 'Register (1)' section, there are two panels: '(0) registration(s) being processed' and 'Registration processed (0)'. An orange arrow points to the 'Registration' tab in the navigation bar. Another orange arrow points to the 'Register (1)' section. A third orange arrow points to the 'REGISTER' button. A fourth orange arrow points to the 'UPDATE VIEW' button in the top right corner.

ARCADA

SISU | Structure of studies | Timeline | **Registration** | Study calendar | My profile | Search

Home > Registration

Registration

Courses to be completed and selection of course unit

Registration for the selected course unit

Register (1)

Technology and Learning, AS-1-035, (5 cr)
28.8.2024–31.12.2024
Open registration details
Registration starts on 12.8.2024 at 00.00 Registration ends on 27.8.2024 at 23.59
REGISTER
Remove course unit selection

(0) registration(s) being processed

No registrations being processed.

Registration processed (0)

No processed registrations.

UPDATE VIEW

Registration for the course unit Technology and Learning, 28.8.2024–31.12.2024



Course: AS-1-036, Technology and Learning (5 cr)

Course version: 2024-2025

Registration details

NUMBER OF SEATS

Not specified

REGISTRATION REQUIREMENTS

- Valid study right / valid completion right for a course
- Attending
- The correct version of the course is included in the primary study plan
- Compulsory prerequisites for the course

[Ranking admission criteria in the course brochure](#)

Select teaching groups

Teknologi och lärande

Selection guide

All teaching groups are mandatory.

Teaching groups

Teknologi och lärande IN CALENDAR

Number of seats in the teaching group: Not specified

TIME AND PLACE INFORMATION

DATE AND TIME	LOCATION	TEACHER
ke 28.8.2024 9:15–10:00	Arcada F143 Large Auditorium	Maria Jurvelius, Matilda Björkqvist, Ulla Nyberg, Meggi Hedengren, Maria Höglund, Sandra Slotte, Magdalena Sandell, Jan Nyberg, Erika Nyström
ke 28.8.2024 10:15–11:15	Arcada F143 Large Auditorium	Maria Jurvelius, Matilda Björkqvist, Ulla Nyberg, Meggi Hedengren, Maria Höglund, Sandra Slotte, Magdalena Sandell, Jan Nyberg, Erika Nyström
to 29.8.2024 10:30–11:30	Arcada F143 Large Auditorium	Maria Jurvelius, Matilda Björkqvist, Ulla Nyberg, Meggi Hedengren, Maria Höglund, Sandra Slotte, Magdalena Sandell, Jan Nyberg, Erika Nyström

[Show the rest of the teaching events](#)

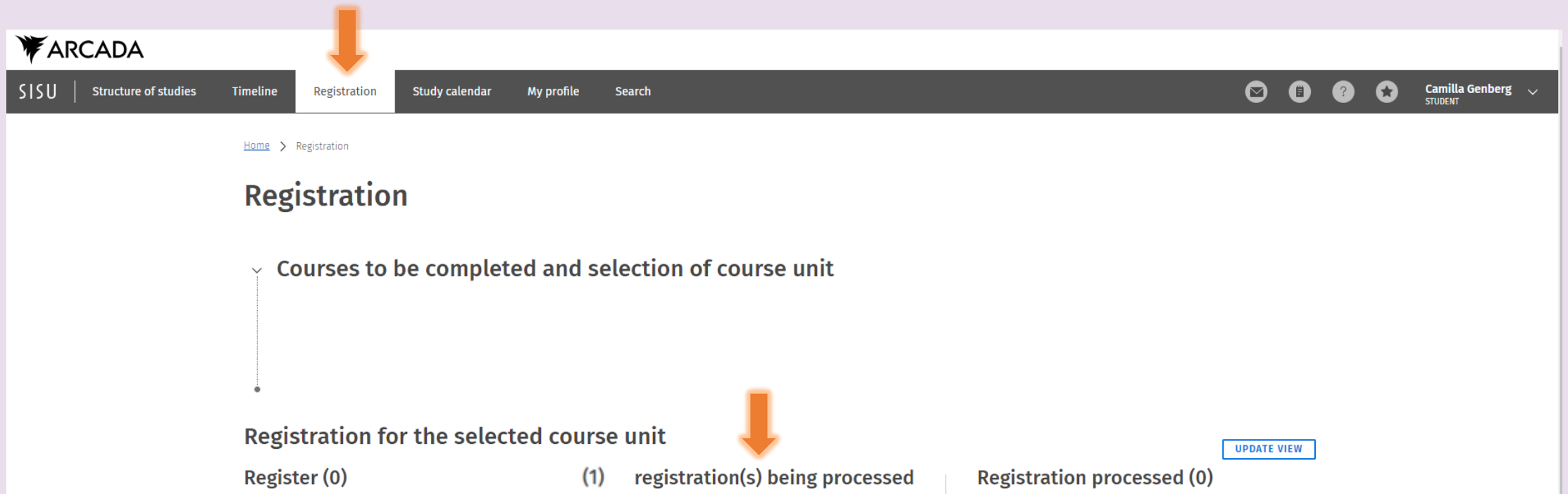
> [Exceptions and additional information](#)

CANCEL

CONFIRM



- You find your registration under "Registration" and "Registrations being processed"



The screenshot shows the ARCADA web interface. At the top left is the ARCADA logo. Below it is a navigation bar with links for SISU, Structure of studies, Timeline, Registration, Study calendar, My profile, and Search. On the right side of the navigation bar are icons for email, calendar, help, and a star, along with the user's name 'Camilla Genberg' and the role 'STUDENT'. Below the navigation bar is a breadcrumb trail: Home > Registration. The main heading is 'Registration'. Underneath, there is a section titled 'Courses to be completed and selection of course unit' with a dropdown arrow. Below this is another section titled 'Registration for the selected course unit' with a dropdown arrow. At the bottom, there are three tabs: 'Register (0)', '(1) registration(s) being processed', and 'Registration processed (0)'. An orange arrow points to the 'Registration' link in the navigation bar, and another orange arrow points to the '(1) registration(s) being processed' tab. A blue button labeled 'UPDATE VIEW' is located to the right of the tabs.

Now you register to all the other five courses yourself

1. **AS-1-035 Technology and Learning** ✓
2. AB-1-016 Introduction to Business Administration
3. AB-1-017 Business Mathematics and Statistics
4. AS-1-037 Teamwork an Innovation
5. AB-1-018 Introduction to Marketing
6. AB-1-019 Introduction to the Tourism and Experience Industry

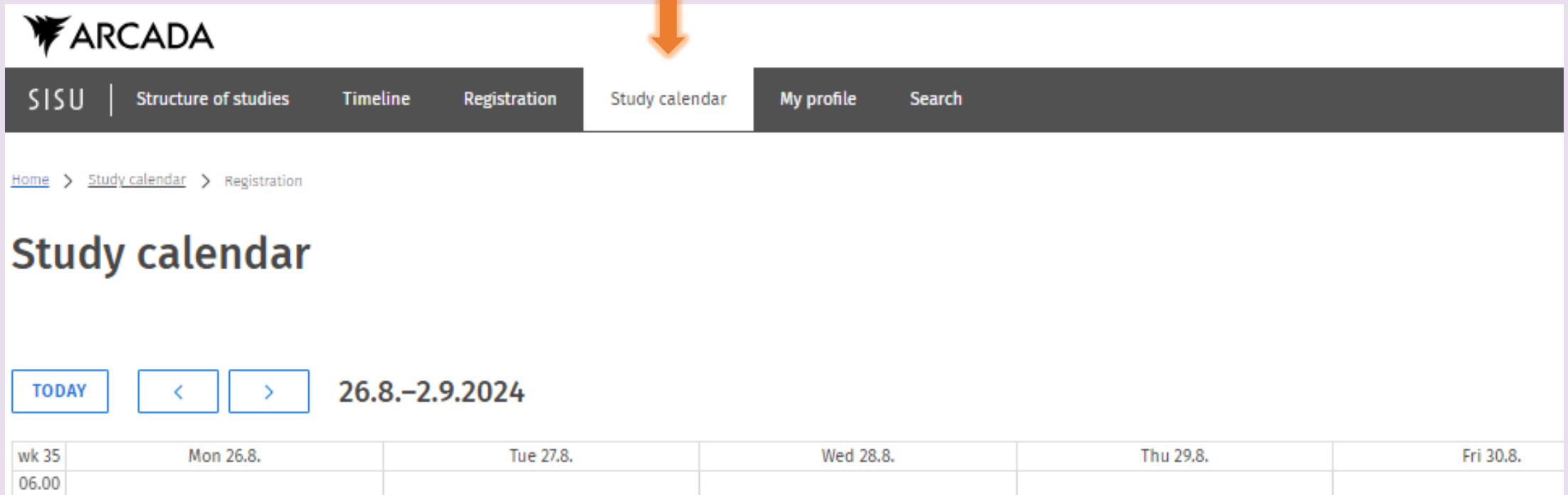
How to register?

1. Go to your study plan – "Structure of studies"
2. Click on the blue course code
3. Go to "Completion methods" and choose "SELECT"
4. A blue bar appears at the top of the page – "Click here to proceed to your registration"
5. Choose "REGISTER"
6. Scroll down and choose "CONFIRM"

Start the process again from paragraph 1 with the next course.

How to look at your schedule in Sisu?

- Go to **Study calendar**



ARCADA

SISU | Structure of studies | Timeline | Registration | **Study calendar** | My profile | Search

[Home](#) > [Study calendar](#) > Registration

Study calendar

TODAY < > 26.8.-2.9.2024

wk 35	Mon 26.8.	Tue 27.8.	Wed 28.8.	Thu 29.8.	Fri 30.8.
06.00					

TUUDO

Tuudo is a mobile application designed to make your everyday studies easier.

With Tuudo, you can e.g.:

- See your schedule
- Read news and posts from Start
- Navigate on campus through maps
- See the week's lunch menu
- Search on timetables for public transportation
- Get information about other study related services at Arcada

How to install Tuudo?

- You can download Tuudo from Play Store (Android) or App Store (iOS). When you have completed the installation and opened the app, choose Arcada from the list of universities. Then, log in with your Arcada account. You only have to log in the first time.

Itslearning

- The online study environment at Arcada
- Most used study platform during your studies
 - Important to learn how to navigate in it
- When signing up for courses in Sisu, the courses will automatically appear on Itslearning after a couple of hours
- The link: <https://arcada.itslearning.com>

Arcada email account

- Always use your Arcada email when you are in contact with the personnel at Arcada
- Sign your emails with your name and your student number
- Check your emails regularly
 - [Subscribe to the correct mailing list](#)
- How to configure your Arcada email to your laptop or phone?
 - Check instructions on [START](#)



Schedule for 26-27.8

Monday 26.8.2024:

09.00 – 09.45	Information about the Degree Programme - B518
10.00 – 11.15	Session with the Study Counsellor - E383
<u>11.15 – 12.00</u>	<u>This is Arcada & Arcada Student Union ASK - Small Auditorium F249</u>
12.00 – 13.15	LUNCH
13.15 – 13.45	Campus tour with the tutors - B518
13.45 – 14.15	Presentation of HanSe & visit to the Cor-house with the tutors - B518

Tuesday 27.8.2024:

10.00 – 10.45	Digital Tools - E383
11.00 – 11.30	Student Affairs & Library Services - Small Auditorium F249
11.30 – 12.15	LUNCH
12.15 – 15.00	Amazing Business Race - Start from the Big Auditorium F143 at 12.15

IB - Schedule for 28-29.8

Wednesday 28.08.2024:

10.15 – 11.15 Global Competences - Big Auditorium 143

11.15 – 12.15 LUNCH

12.15 – 13.45 **Introduction to Business Administration** - A409

14.30 – 15.30 Language Information - Small Auditorium F249

Thursday 29.08.2024:

09.00 – 10.00 Support in Studies - Small Auditorium F249

10.15 – 11.45 **Business Mathematics and Statistics** - B518

11.45 – 12.15 LUNCH

12.15 – 13.45 **Technology and Learning** - Big Auditorium F143

Questions?



arcada.fi

Thank you!

Have a great day!



arcada.fi