

IT introduction

Hands
ON
TOMORROW 



arcada.fi

Janne Nyberg

Lecturer in Information Systems

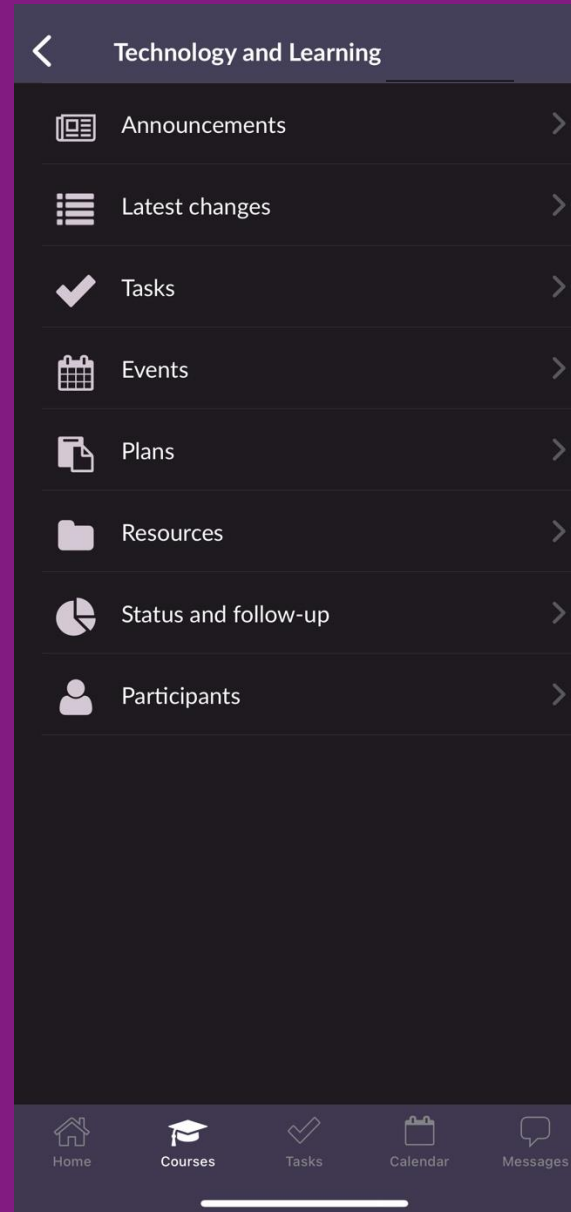
- International Business
- Företagsekonomi
- Continuing Education




The Itslearning app – All about Course Content



arcada.fi

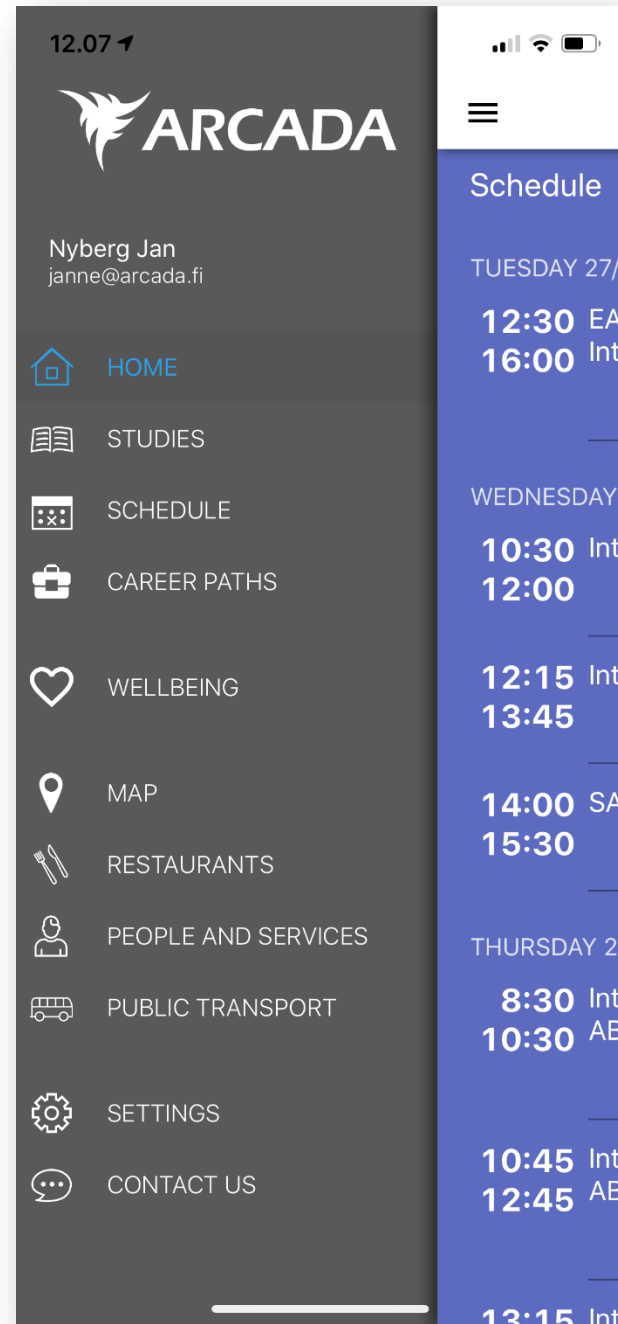


Wherever you are, on whichever device you choose, you can get the full itslearning experience – just download the app and get started.



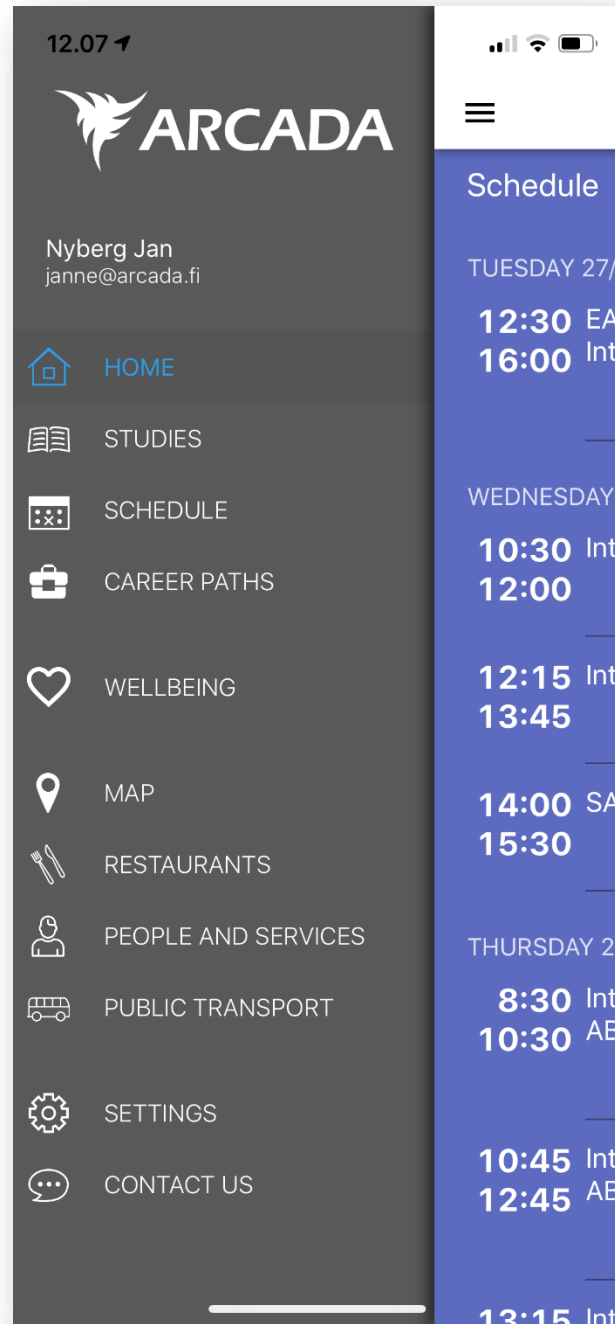
The Tuudo app

- schedules in real time
- your study credits
- what courses are running and coming
- find and Sign-up for courses
- news feed from start, ASK and inside.arcada.fi
- information about internships and summer jobs
- Arcada campus maps
- information about Arcadas support services
- integration with Reittiopas public transport
- the lunch menu



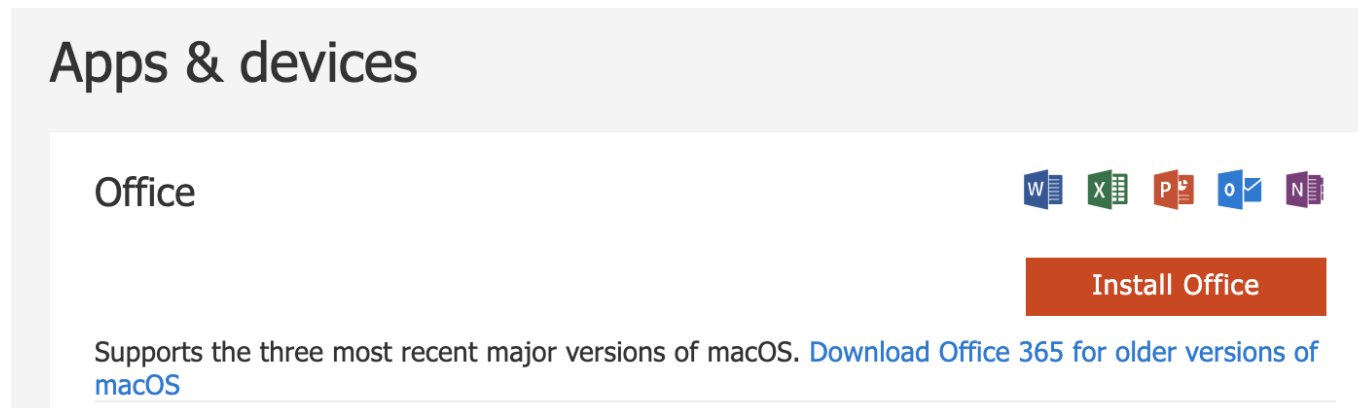
The Tuudo app

- schema i realtid
- studiepoäng du har avklarat
- vilka kurser nu och senare
- söka och anmäla sig till kurser
- nyhetsflöden från start, ASK och inside.arcada.fi
- information om praktikplatser och sommarjobb
- karta över Arcadahuset
- information om Arcadas stödtjänster
- integration till Reittiopas kollektivtrafiken
- Lunchmenyn



Microsoft Office

- **Download programs from Office 365**
- Go to office.arcada.fi
- Sign in with your Arcada username and password.
- Install Office
(at least Teams, Word, Excel, PowerPoint, Outlook and OneDrive.)





Need Help? Contact IT-support

- The Arcada IT-support assists you with all IT related issues.
- Email: it-support@arcada.fi
- Phone: 0294 282 555
(Mon-Fri 8:00 - 16:00)

arcada.fi

Computer classrooms

- Are mainly in the corridors E3 and F3
- I will be teaching **Technology and Learning** in room E385



Wifi @ arcada

- **arcada-guest** is open for guests but with a limited bandwidth. The password is changed regularly and the current password is published on the information screen next to the Big Square.
- **eduroam** is a WiFi that is part of a global educational network. We recommend to use eduroam. Besides Arcada it works at most other universities both in Finland and abroad, see the map here <https://www.eduroam.org/>

Where should I store my files?



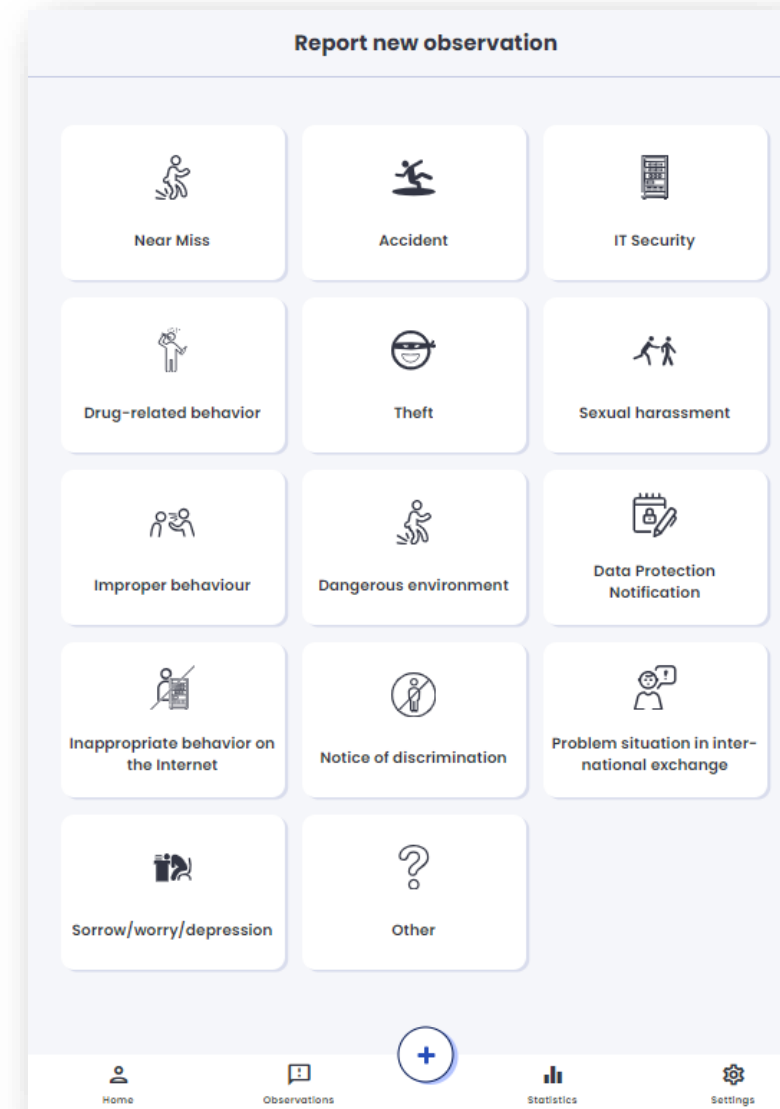
- OneDrive is suitable when
 - you want to access the material easily and edit it anytime, anywhere
 - you don't have to worry about backups
 - you want to **share and co-edit** the material with your peers
 - the material is not sensitive
- Tens of students each year lose their USB-sticks, usually, the student has forgotten the memory stick in the computer, and somebody has stolen it before the students return.
- Documents folder
 - Easy access while working at Arcada



Security reports - Säkerhetsanmälan

- The system allows you to report:
 - Observations
 - Incidents
 - Accidents
 - threats or inappropriate behavior...that affect safety and the environment at Arcada. It is important that you report all incidents so that we can prevent bigger accidents from happening.

<https://app.falcony.io/arcada/login>



Why configure Arcada's email on your phone?

1. During your study time at Arcada, you will be receiving important information via e-mail.
2. It might be last minute information concerning cancelled classes or changed schedules.
3. Being able to check your mail regularly, will keep you up-to-date with current activities.



26.8.2024

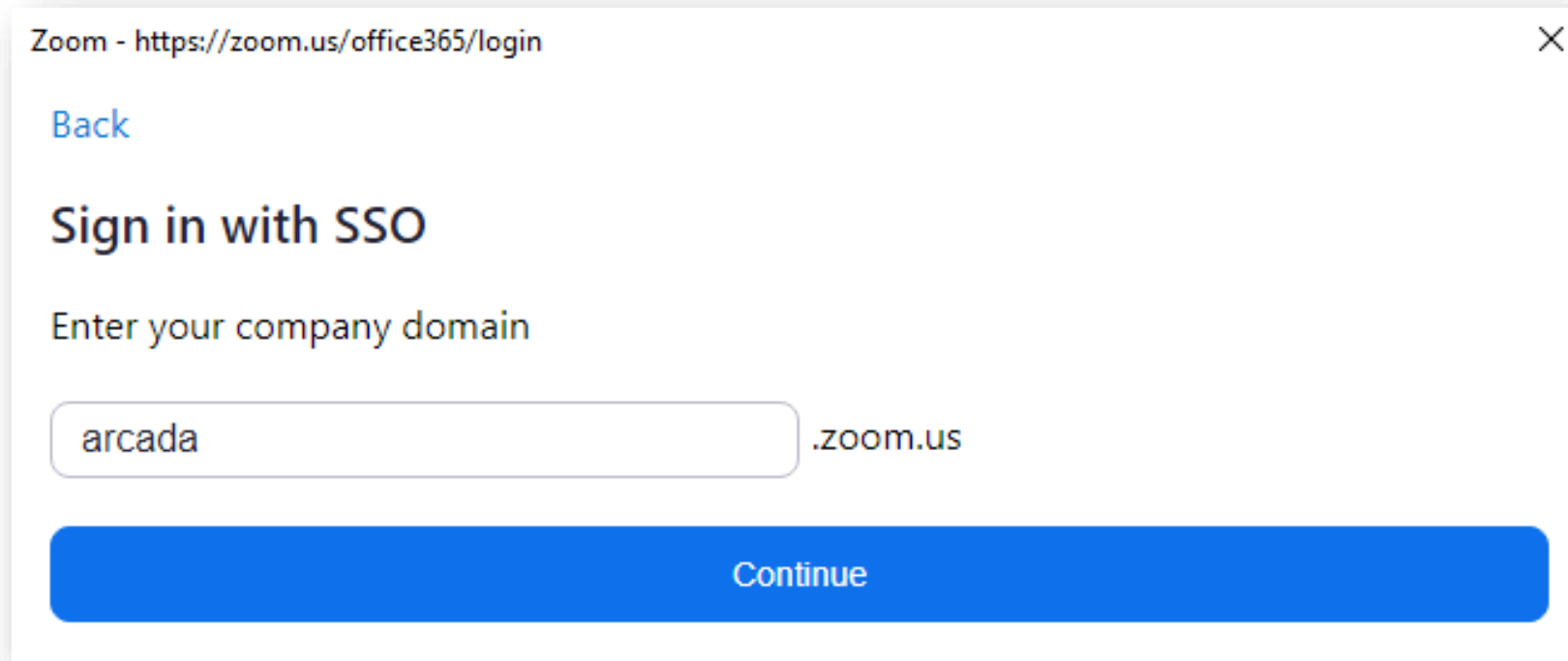
How to setup your email

- Go to Settings - Accounts / Konton / Tilit
- Add a new "Exchange account".
- Your username is your **username[a]arcada.fi** and your password is your Arcada password.
- Your device should automatically set up the account.
- If it does not automatically find the settings, type as
 - Server name: outlook.office365.com
 - Domain\username: your-username@arcada.fi

For example: nyberjan@arcada.fi

Zoom Meetings

- Log in to Zoom using SSO! (Single Sign on)
This way we can identify you as an Arcada student

A screenshot of a web browser window showing the Zoom SSO login page. The browser's address bar displays "Zoom - https://zoom.us/office365/login". The page content includes a "Back" link, the heading "Sign in with SSO", and the instruction "Enter your company domain". Below this is a text input field containing "arcada" followed by ".zoom.us". At the bottom of the form is a large blue button labeled "Continue".

Zoom - https://zoom.us/office365/login

[Back](#)

Sign in with SSO

Enter your company domain

.zoom.us

[Continue](#)

Questions & Answers



Zoom and Teams

- Please upload a profile picture
- Please turn on your video if the teacher asks you to
- Keep the chat window open and ask questions if you don't want to keep your mic on.
- Ask the teacher privately if you don't want everyone to see your question.

Do this now!

1. Setup your e-mail on your phone.
2. Install **itslearning** and **Tuudo** from



Do this now or later today

2. Install Microsoft Office on your computer.
We will start working with Excel next week.
office.arcada.fi

