

Whole Organization 2023

SUMMARY

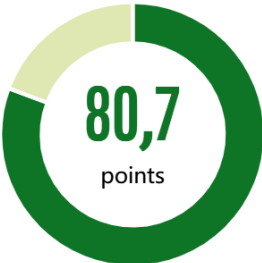
RESPONSE RATE

45,86 %

83 / 181 staff members

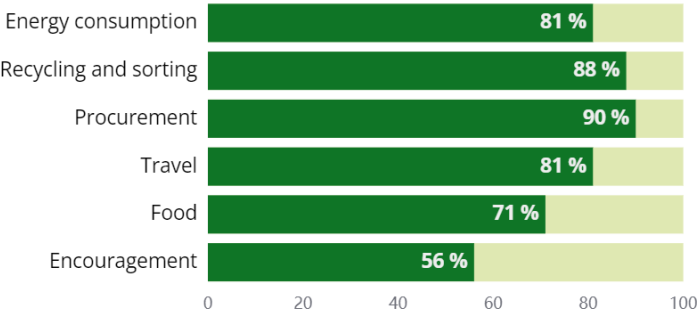
The number of employees is based on the figure reported to My Green Office

SCORE AVERAGE



Maximum score: 100

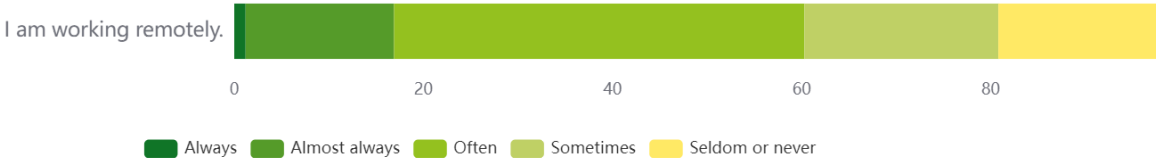
PERCENTAGES OF MAXIMUM POINTS BY THEMES



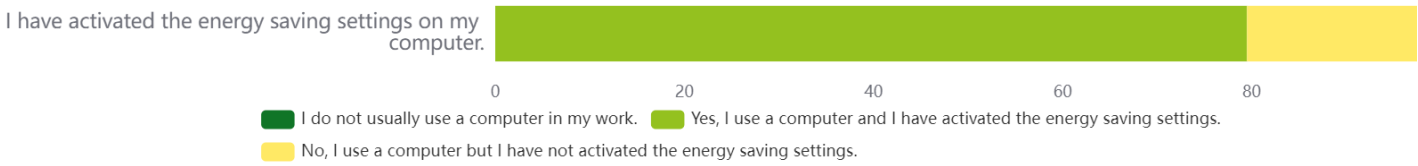
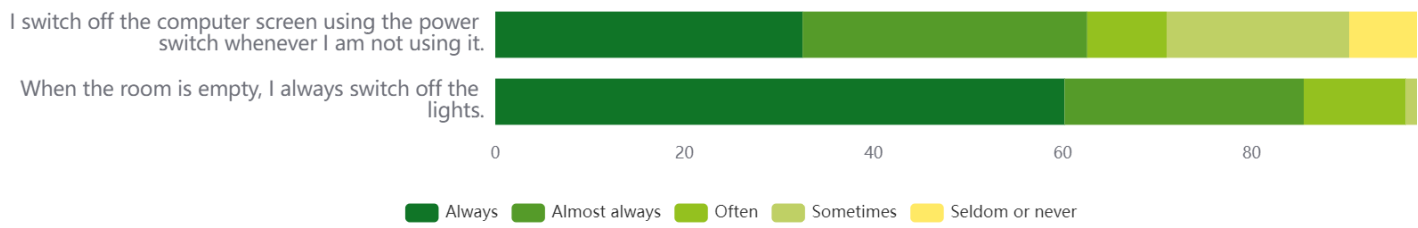
The percentages indicate how many points have been scored in relation to the maximum points for each theme.

RESULTS BY THEME

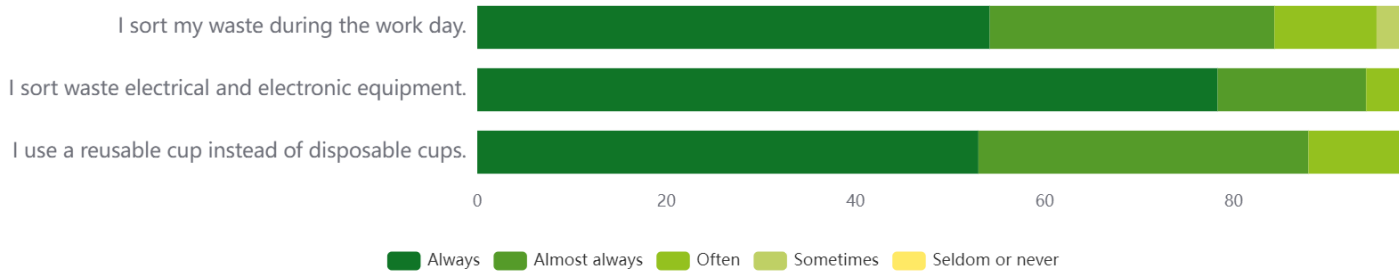
WAY OF WORK



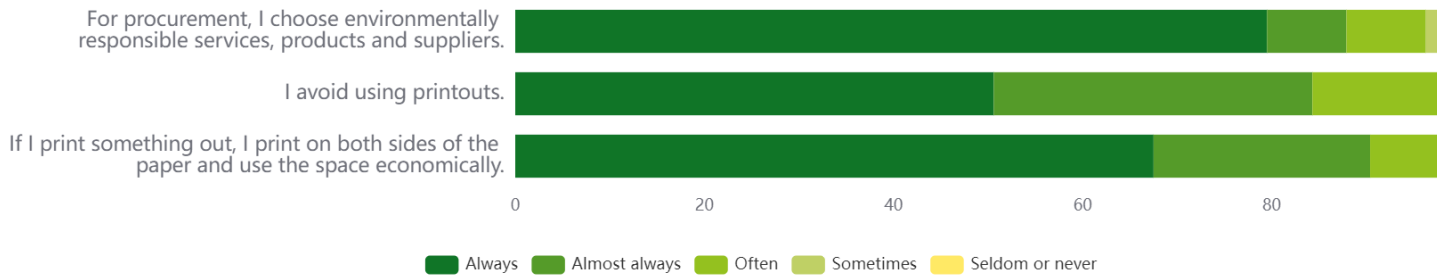
ENERGY CONSUMPTION



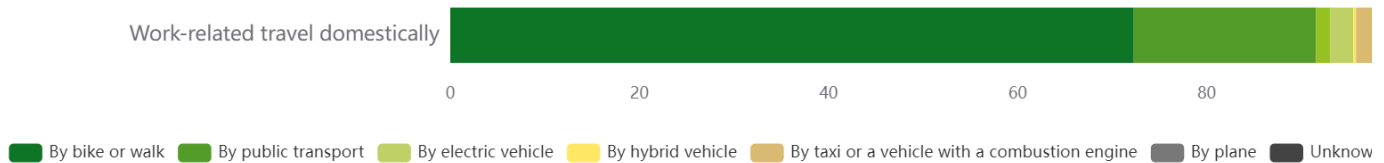
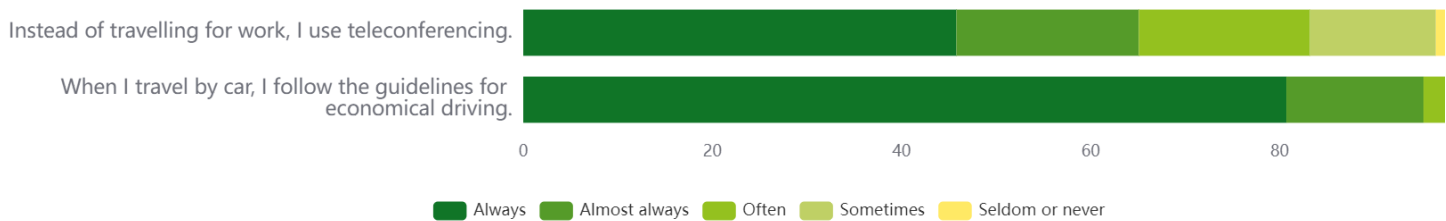
RECYCLING AND SORTING

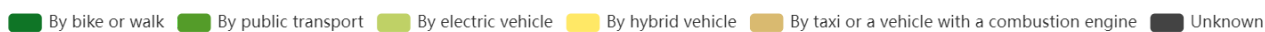
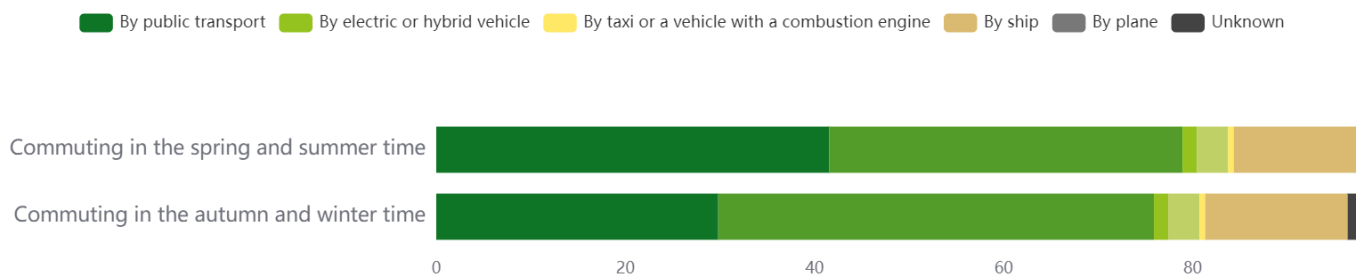


PROCUREMENT

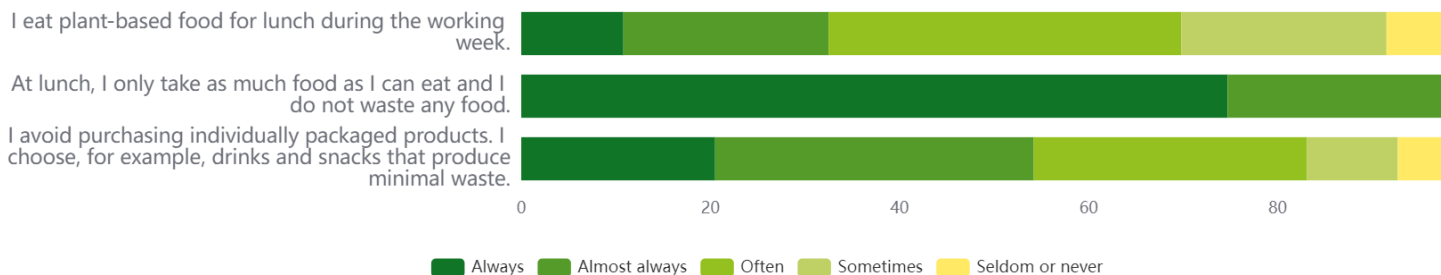


TRAVEL

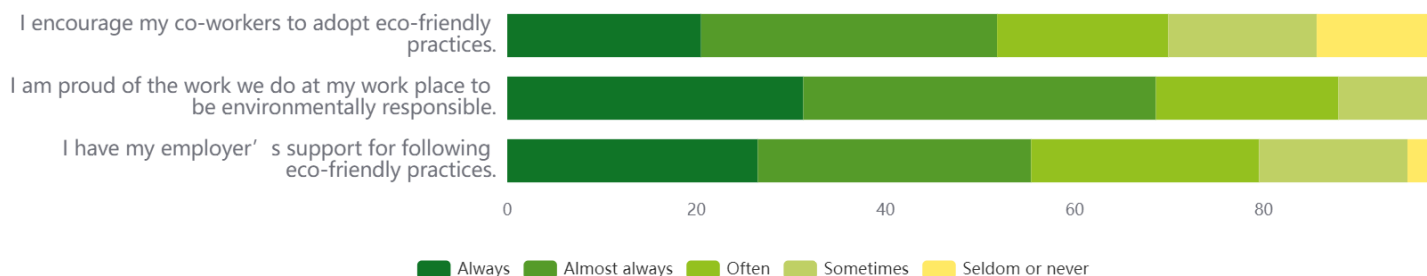




FOOD



ENCOURAGEMENT




POINTS IN TABLE

	SCORE AVERAGE	MAX POINTS
Energy consumption	12.2	15.0
I have activated the energy saving settings on my computer.	2.9	4.0
I switch off the computer screen using the power switch whenever I am not using it.	1.3	2.0
When the room is empty, I always switch off the lights.	8.0	9.0
Recycling and sorting	10.6	12.0
I sort my waste during the work day.	7.9	9.0
I sort waste electrical and electronic equipment.	1.9	2.0
I use a reusable cup instead of disposable cups.	0.8	1.0
Procurement	15.3	17.0
Procurement of products and services	10.9	12.0
For procurement, I choose environmentally responsible services, products and suppliers.	10.9	12.0
Paper consumption	4.4	5.0

I avoid using printouts.	3.1	3.5
If I print something out, I print on both sides of the paper and use the space economically.	1.4	1.5
Travel	29.1	36.0
Work-related travel	15.6	18.0
Instead of travelling for work, I use teleconferencing.	4.6	6.0
Work-related travel domestically	5.5	6.0
Work-related travel abroad	5.4	6.0
Travel between home and workplace	11.8	16.0
Travelling in the spring and summer time	6.1	8.0
Travelling in the autumn and winter time	5.7	8.0
When I travel by car, I follow the guidelines for economical driving.	1.9	2.0
When I travel by car, I follow the guidelines for economical driving.	1.9	2.0
Food	10.7	15.0
I eat plant-based food for lunch during the working week.	4.8	8.0
At lunch, I only take as much food as I can eat and I do not waste any food.	3.7	4.0
I avoid purchasing individually packaged products. I choose, for example, drinks and snacks that produce minimal waste.	2.2	3.0
Encouragement	2.8	5.0
I encourage my co-workers to adopt eco-friendly practices.	2.8	5.0
I am proud of the work we do at my work place to be environmentally responsible. *	3.9	5.0
I have my employer's support for following eco-friendly practices. *	3.6	5.0
POINTS TOTAL	80.7	100.0

* Total points measure consumption habits, which have environmental impact. These statements provide information on employees' attitudes towards the employer's environmental responsibility and are excluded from the total points.

COMPARISON WITH GREEN OFFICE ORGANIZATIONS



Not quite ready yet. Please wait for a while...

Comparison with other Green Office organisations is available after reporting period.